

FY17/18 Budget Submittal

Ways & Means
January 24, 2017



South Carolina Department of Transportation



South Carolina Department of Transportation Key Personnel Contact Information

Title	First Name	Last Name	E-Mail Address	Direct Phone Number
Secretary of Transportation	Christy	Hall	HallCA@scdot.org	803-737-0874
Chief of Staff	Wendy	Nicholas	NicholasWB@scdot.org	803-737-0885
Deputy Secretary for Engineering	Leland	Colvin	ColvinLD@scdot.org	803-737-7900
Deputy Secretary for Intermodal Planning	Ron	Patton	PattonRK@scdot.org	803-737-1444
Deputy Secretary for Finance and Administration	Brian	Keys	KeysBW@scdot.org	803-737-1240
Chief Counsel	Linda	McDonald	McDonaldLC@scdot.org	803-737-1255
Director of Human Resources	Karl	McCottry	McCottryKM@scdot.org	803-737-4819
Director of Communications	Pete	Poore	PooreJP@scdot.org	803-737-1270
Director of Minority and Small Business Affairs	Greg	Davis	DavisGQ@scdot.org	803-737-1266
Legislative Liaison	Allen	Hutto	HuttoJA@scdot.org	803-737-0593



2015-2017

SCDOT STRATEGIC PLAN

from here

to there

VISION

The vision of SCDOT is to deliver, operate and maintain a world-class, 21st century, multimodal transportation system that enables the Palmetto State to continue to grow its economy, enhance communities, and improve the environment.

MISSION

“SCDOT shall have as its functions and purposes the systematic planning, construction, maintenance, and operation of the state highway system and the development of a statewide intermodal and freight system ... the goal of the Department is to provide adequate, safe, and efficient transportation services for the movement of people and goods.”

SC Code Section 57-1-30



South Carolina Department of Transportation

855-GO-SCDOT (855-467-2368)

scdot_contact@scdot.org

www.scdot.org



VALUES

- TEAM - Trust
- Excellence
- Accountability
- Make a Difference

GOALS

- Improve SAFETY
- PRESERVE our transportation infrastructure
- Optimize MOBILITY
- Enhance a strengthened ECONOMY



Improve SAFETY

- Strategy #1: Develop, implement and manage a data-driven highway safety program.
- Objective *Reduce the number of fatalities and serious injuries on the state highway system.*
- Strategy #2: Promote Workplace Safety throughout the agency.
- Objective *Reduce the number of workplace injuries and lost work hours.*

PRESERVE our transportation infrastructure

- Strategy #1: Develop a risk-based asset management plan that optimizes investments in our roads and bridges.
- Objective *Decrease number of roads and bridges moving from "good to fair" and "fair to poor."*
- Strategy #2: Develop a risk-based program targeting posted and closed bridges.
- Objective *Strategically reduce the number of posted and closed bridges.*
- Strategy #3: Use the transit asset management system to optimize replacement of public transit vehicles.
- Objective *Reduce the proportion of the state's public transit fleet that has reached minimum useful life.*

Optimize MOBILITY

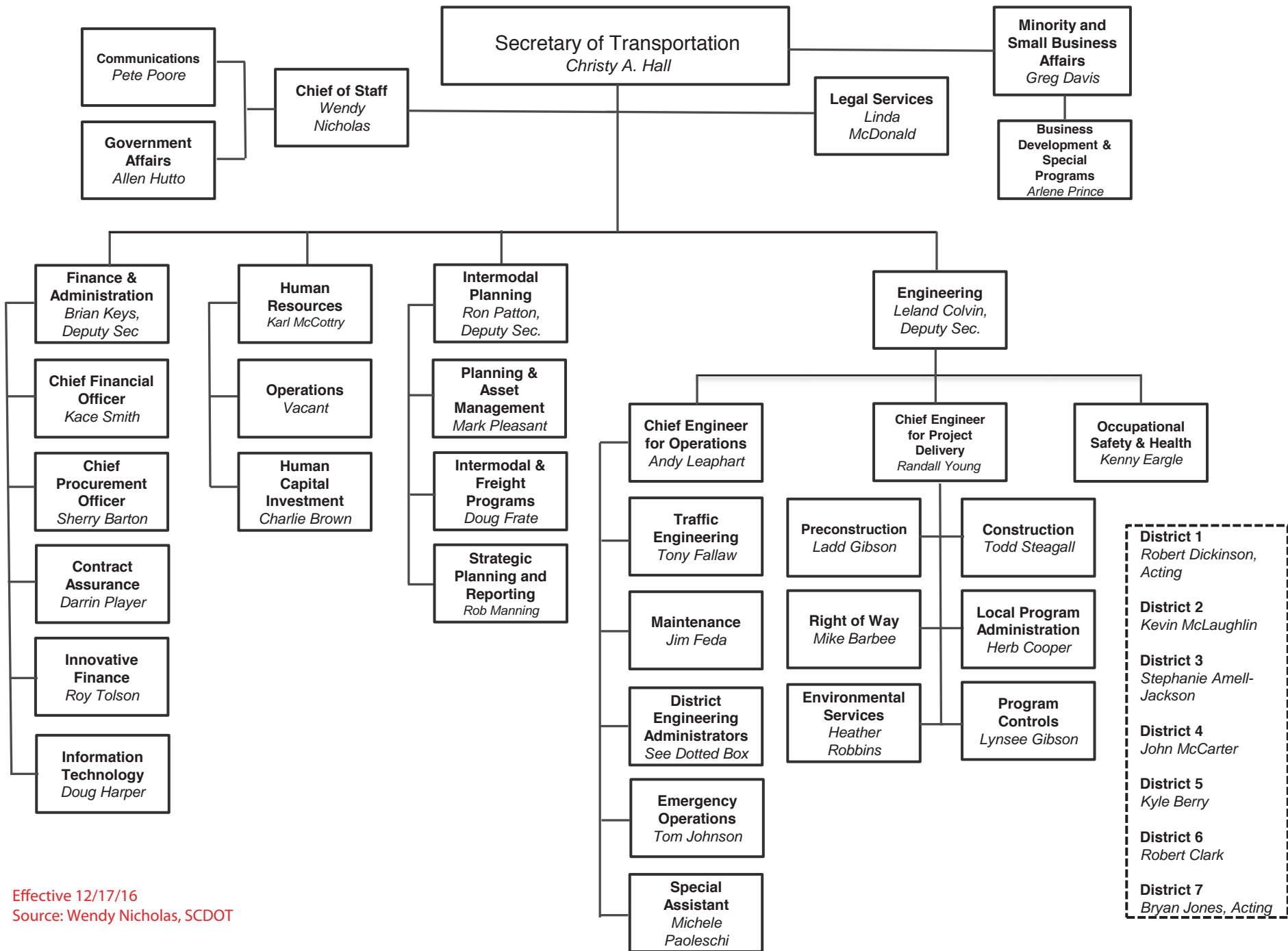
- Strategy #1: Continue to support an ITS and Incident Management Program.
- Objective *Increase Traffic Management System coverage of strategic locations to enhance incident notification and hurricane evacuation.*
- Objective *Increase the number of lane miles of incident response coverage to increase safety and response to disabled motorists and incidents.*
- Strategy #2: Develop and implement a performance-based transit program.
- Objective *Improve transit ridership and efficiency.*



- Strategy #3: Continue support for a three-year pilot program in counties introducing public transit service for the first time.
- Objective *Increase access to public transit service.*
- Strategy #4: Identify and deliver projects that relieve bottlenecks and recurring congestion.
- Objective *Reduce congestion on our highway system.*

Enhance a Strengthening ECONOMY

- Strategy #1: Identify SC Freight Network and incorporate appropriate considerations into project ranking criteria.
- Objective *Improve freight mobility along freight corridors.*
- Strategy #2: Strengthen the responsibilities of the Office of Minority Affairs and Small Business.
- Objective *Increase participation by minority, women, and small-owned businesses.*



Effective 12/17/16
Source: Wendy Nicholas, SCDOT

South Carolina Department of Transportation Full Time Equivalent (FTE) Information as of January 3, 2017

Organizational Unit	Authorized FTEs	Funded FTEs	Filled FTEs
General Administration	311	265	252
Engineering Administration/ Project Management	1512	1537	1378
Highway Maintenance	3324	3269	2876
Toll Operations	2	2	2
Intermodal/ Mass Transit	35	95	87
Total	5184	5168	4595

AGENCY NAME:	Department of Transportation		
AGENCY CODE:	U12	SECTION:	084

Fiscal Year 2015-16 Accountability Report

SUBMISSION FORM

(SC Code Section 57-1-30)

AGENCY MISSION "SCDOT shall have as its functions and purposes the systematic planning, construction, maintenance, and operation of the state highway system and the development of a statewide intermodal and freight system ... the goal of the Department is to provide adequate, safe, and efficient transportation services for the movement of people and goods."

AGENCY VISION The vision of the South Carolina Department of Transportation (SCDOT) is to deliver, operate, and maintain a world-class, 21st century, multimodal transportation system that enables the Palmetto State to continue to grow its economy, enhance communities, and improve the environment.


Please state yes or no if the agency has any major or minor (internal or external) recommendations that would allow the agency to operate more effectively and efficiently.

RESTRUCTURING RECOMMENDATIONS: Yes

Please identify your agency's preferred contacts for this year's accountability report.

	<u>Name</u>	<u>Phone</u>	<u>Email</u>
PRIMARY CONTACT:	Rob Manning	803-737-2649	manningr1@scdot.org
SECONDARY CONTACT:	Susan Johnson	803-737-1381	johnsonsc@scdot.org

I have reviewed and approved the enclosed FY 2015-16 Accountability Report, which is complete and accurate to the extent of my knowledge.

AGENCY DIRECTOR (SIGN AND DATE): 

(TYPE/PRINT NAME): Christy A. Hall, P.E., SCDOT Secretary

BOARD/CMSN CHAIR (SIGN AND DATE): 

(TYPE/PRINT NAME): Mike Wooten, SCDOT Commission Chair

AGENCY'S DISCUSSION AND ANALYSIS

The South Carolina Department of Transportation (SCDOT) is one of the largest state agencies in South Carolina and has a staff of approximately 4,500 men and women who work in all of the state's 46 counties, with the central headquarters located in Columbia.

SCDOT is charged with the responsibility of systematic planning, construction, maintenance, and operation of the state highway system and providing mass transit services. It operates and maintains over 41,000 miles (90,000 lane miles) of roads and over 8,400 bridges, ranking SC as the *fourth largest state-owned highway system in the nation* according to the Federal Highway Administration (FHWA).

An eight-member Transportation Commission is the policy making body for SCDOT. The Commission appoints and works closely with the Secretary of Transportation who carries out the policies of the Commission, the daily operations of the agency and provides the direction of staff. On January 28, 2015, Christy A. Hall, P.E., was confirmed as Secretary of Transportation.

The Secretary of SCDOT recognizes that the statewide network of all SCDOT divisions, units, and offices at Headquarters and throughout the Districts are one team – **One SCDOT**. In retrospect of the extraordinary events of the past year, the SCDOT workforce not only serves to accomplish the mission and achieve the vision, it has also embodied the following SCDOT values:

Team
Excellence
Accountability
Make a Difference



The SCDOT team exemplifies the qualities that make it one of the top DOTs in the nation.

The 2015-2016 fiscal year was one of major opportunities, challenges and successes. From authenticating the Strategic Plan to leadership changes, agency accomplishments, developing new initiatives, restructuring review, and risk assessments, there are many factors that affected the Department's performance in the past year. A review of the year and outlook for the future are presented on the following pages.

STRATEGIC GOALS

The SCDOT Commissioners and the Secretary acknowledge the importance of planning and have accepted the responsibility to support and drive the Strategic Plan. The Strategic Plan serves as a critical source document for other significant statewide reports to the Governor and the General Assembly. The Strategic Plan is a roadmap to accomplishing agency goals and objectives and measuring our success in achieving those goals and objectives. Below are the key strategic goals:

- **Improve SAFETY** – Reduce fatalities on South Carolina's transportation system and reduce accidents and injuries within the agency to zero.
- **PRESERVE our transportation infrastructure** – Good roads cost less to maintain and last longer.
- **Optimize MOBILITY** – Optimize operations, improve connection and increase capacity.
- **Enhance a strengthened ECONOMY** – Deliver, operate and maintain a transportation system that enables continued economic growth.

These four goals include 11 strategies and 24 objectives, which are further explained in the Strategic Planning and Performance Measurement spreadsheets.

LEADERSHIP CHANGES

Since the submittal of the 2015 Annual Accountability Report, there have been several key changes in Agency Leadership, which are also reflected in the organizational chart on the following page.

- At the January 2016 meeting, Mike Wooten, who represents the 7th Congressional District and John Hardee, who represents the 2nd Congressional District were elected Chairman and Vice Chairman of the Transportation Commission, respectively.
- Christy A. Hall, P.E., was confirmed as Secretary of Transportation on January 28, 2016, and (*again*) by the SC Transportation Commission after a Supreme Court ruling, on May 18, 2016.
- The Support Services Division was merged into other divisions on December 1, 2015:
 - Occupational Safety and Health was reassigned as a direct report to the Deputy Secretary for Engineering.
 - Information Technology was reassigned to the Division of Finance and Administration.
 - Facilities Management was reassigned to the Director of Maintenance.
 - Customer Relations (Service Center) was reassigned to the Division of Engineering.
- Finance and Procurement was changed to Finance and Administration on January 8, 2016.
- Heather Robbins, A.I.C.P., was named the Director of Environmental Services on January 17, 2016.
- Mike Barbee, P.E., was named the Director of Right-of-Way on February 22, 2016.
- Governmental Relations changed to Governmental Affairs on March 4, 2016.
- Bryan Jones, P.E., became the Acting District Engineering Administrator for District 7 and Robert Dickinson, P.E., became the Acting District Engineering Administrator for District 1 on April 4, 2016.
- Leland Colvin, P.E., was named the Deputy Secretary for Engineering on June 16, 2016.

ACCOMPLISHMENTS

During the 2015-2016 fiscal year, SCDOT earned major achievements and awards, provided assistance with extraordinary events, and completed hundreds of projects statewide. These successes reflect the strong leadership and the hard work of the SCDOT employees. Below are SCDOT highlights:

ACHIEVEMENTS & AWARDS:

- In July 2015, The National Center for Safe Routes to Schools (SRTS) ranked **SC's Walk to School Day #1 in the nation** (for the 4th year in a row) with 1-in-4 elementary and middle schools participating. In December 2015, SC SRTS received the **Southeast Chapter of the Association for Commuter Transportation as the Outstanding Transportation Demand Management Program Award**. This program was selected from projects and programs in eight southeastern states and Puerto Rico, beating out traditional commuter programs.
- In September 2015, SCDOT hosted and took **first place** in the **13th Annual Southeastern Regional Equipment Operators' Rodeo and Safety Training Conference**, which was attended by more than 600 from DOTs in the southeast.
- **National Guard Award** - The SC National Guard presented the SCDOT Oversize/Overweight (OS/OW) Office an award for outstanding support during the 2015 October flood. The OS/OW Office provided routing information around closed roads and bridges to allow Guard units to execute "essential life" safety missions.
- **ACEC-SC Top Engineering Awards for 2015** - SCDOT project winners were announced in February 2016 for the following projects: US 17 Bypass and SC 707/Farrow Parkway Interchange, US 601 Bridge Replacements, US 176 Bridge over the Broad River, and a series of seven bridge replacements in Union, York, Laurens and Lancaster Counties.
- **SCAPA Quality Pavement Awards** - The SC Asphalt Pavement Association (SCAPA) honored SCDOT & Partners with the 2015 SCAPA Award for:
 - Sustainability in repaving I-85 in Cherokee and Spartanburg Counties (District 4 and Sloan Construction)
 - The 7.1 mile paving project on Bohicket Road on James Island in Charleston County (District 6 and Sanders Brothers)
 - The Whitewater Falls Road project in Oconee County (District 3 and King Asphalt)
- In spring 2016, a section of I-20 in Lexington County (Aiken County line to SC 34) was recognized for its asphalt quality with a **Perpetual Pavement Award** given by the Asphalt Pavement Alliance of America. The award is presented to state transportation departments and local agency road owners for well-performing asphalt pavements that are at least 35 years old with proven high-quality structural design.
- **Secretary Hall Named One of ENR's Top 25 National Newsmakers of 2015** - Engineering News Record" (ENR) named SCDOT Secretary Christy A. Hall as one of the publication's Top 25 Newsmakers of 2015. She is credited with leading the massive effort in South Carolina to restore the state's highways and bridges following the historic 1,000 year October flood.
- On April 5, 2016, SCDOT received the **final audit** from the **Legislative Audit Council**. The audit provided the following 4 major themes:
 1. No financial mismanagement was identified at the Agency.
 2. The prioritization and ranking processes associated with Act 114 are complex.
 3. SCDOT is tasked with managing a transportation system in a state of disrepair with revenues that have not kept pace with rising construction costs.
 4. Unclear lines of authority and turnover have led to shifting or unstable priorities.

SCDOT will embrace many of the recommendations and use the audit as a roadmap to continue to advance improvements. This and other audits are found on the “Oversight Review” template.

- In April 2016, SCDOT received the **Asphalt Recycling and Reclaiming Association Award** for reclaiming more asphalt than any other state or province in the United States or Canada.
- In April 2016, the **State Highway Emergency Program** (SHEP/ the “Blue Trucks”) celebrated its 20th anniversary. SHEP Responders are prepared to make minor repairs to disabled vehicles, assist with traffic control and traffic incident management. It has served thousands of motorists across the state, currently serving the Charleston, Columbia, Florence, Grand Strand/Myrtle Beach, Rock Hill, and Upstate (Cherokee, Spartanburg, Greenville and Anderson) areas.
- On April 28, 2016, SCDOT conducted a **Workers Memorial Day**, to honor 34 employees who paid the ultimate sacrifice on the job, losing their lives because of workplace injuries and illnesses.
- On June 1, 2016, the **SCDOT Customer Service Center** celebrated its fourth year in operation, and in that time handled 8,698 emails and 131,832 phone calls from customers with requests for information and services. The SCDOT Customer Service Center is available Monday-Friday from 8:30am-5:00pm at (1-855-GO-SCDOT/1-855-467-2368).
- In the last year SCDOT **Maintenance** forces:
 - Received and processed approximately 60,000 work requests;
 - Patched approximately 397,000 potholes;
 - Mowed approximately 159,000 acres;
 - Removed 5.9 million pounds of litter/debris; and
 - Approved 10,914 encroachment permits.

EXTRAORDINARY EVENTS:

- August 2015, SCDOT responded to the heavy rain and **King Tides** striking the Charleston area simultaneously. Many roads were flooded, and SCDOT crews worked to reopen roads. Just prior to the flooding, the same crews had just removed trees and debris from a **tornado** that struck Johns Island.
- In October 2015, more than 20 inches of rain fell in just three days, resulting in a historic **1,000-year flood** in South Carolina prompting statewide response by SCDOT. The state’s highway system was devastated, with the peak closure of 541 roads and bridges, including several interstates. The Secretary issued a call for “all hands on deck” and declared that the agency would function as **One SCDOT**, regardless of geographic boundaries. Prepositioned contracts were activated and South Carolina’s construction and consulting partners were called on to work alongside SCDOT’s dedicated Maintenance workforce from all across the state. By working together, the **One SCDOT** team was able to reopen 90% of the closures in less than 60 days and deliver the recovery at 10% of the cost anticipated. Unfortunately, given the unique and dangerous work in these conditions, one SCDOT employee made the ultimate sacrifice on the job during the flood.
- SCDOT crews received another **challenge of nature** in February 2016, when storms brought snow, ice and wind damages. Crews worked through the night answering 650 reports of fallen trees and limbs, clearing roads and repairing traffic signals.
- In May 2016, **Tropical Storm Bonnie** came to South Carolina on Memorial Day Weekend in the Lowcountry. The storm affected a small section of Jasper County and drenched the area with several inches of rain shutting down portions of I-95 along with several primary routes. Maintenance forces from three counties worked around the clock to mitigate the flooding on I-95 and keep watch on other

affected roads and cleared downed trees. **Tropical Storm Colin** approached SC on the following weekend, but fortunately, turned away from SC before making landfall causing no significant damage.

SIGNIFICANT PROJECT MILESTONES:

- In February 2016, SCDOT had a groundbreaking for the **I-85/I-385 Gateway Project in Greenville**, which is the second largest project in the history of SCDOT. It is estimated to cost \$231 million.
- **Toms Creek Bridge on Bluff Road in Richland County** -SCDOT held a ribbon-cutting ceremony on the afternoon of April 22, 2016 on this newly completed Richland County bridge. The concrete culvert that had been in place at that location was destroyed beyond repair in the October 2015 flood. The replacement was a 100-foot, flat slab bridge structure costing just over \$1.5 million.
- **SCDOT Opens Rockbridge Road Bridge in Richland County** - This Bridge in the Forest Acres section of Columbia was destroyed by the October floods. It was included in one of the emergency bridge packages with construction beginning in March. The structure was opened one week early on June 7.
- **SCDOT Reopens Spears Creek Church Road** - SCDOT reopened Spears Creek Church Road in northeast Richland County on February 29. A nearby dam failure caused severe damage to the road during the historic October flood.
- **Construction Begins on the I-77 Richland Widening & Rehab Project Funded by Act 98** - Work began June 20 on the 2.6 mile I-77 widening project in Richland County. This is the second interstate project funded by Act 98 in which construction has gotten underway. Work to widen I-77 will be done in the existing medians. The travel lanes will remain open during the day. The project footprint is located between SC 12 Percival Road and the Killian Road interchange. The existing southbound pavement between just north of Killian Road to Blythewood Road will undergo rehabilitation.
- **Multiple Bridges Reopened** across the state including Euhaw Creek Bridge in Jasper County, Greenpond Road in Spartanburg County, River Road in Fairfield County, Perkins Creek Bridge in Oconee County, Jones Mill Bridge in Greenville County, Mike McConnell Avenue in Anderson County, and Drawdebil Road in Lexington County.
- Adoption of the first **Transportation Asset Management Plan (TAMP)** designed to assist the agency in analyzing system performance and conditions, as well as guide future investment decisions.
- SCDOT's first **Statewide Freight Plan** was approved by the Federal Highway Administration in October 2015. This approval brings with it greater eligibility for Federal funding for freight transportation projects to assist South Carolina in meeting the 81 percent increase in freight tonnage projected to move across the state's transportation network over the next 25 years. SCDOT's first **Statewide Rail Plan** was also approved by the Federal Railroad Administration in 2015 and brings with it greater eligibility for Federal funding for rail projects in the state.

NEW INITIATIVES

SCDOT LEAD PROGRAM: Facing pending retirements of key senior leadership team members in the next few years, SCDOT's Leadership Team recognized the need to provide stability through succession planning and leadership training. SCDOT created and launched a Leadership Education and Development (LEAD) program to provide cross training and leadership skills development for select team members. The inaugural class of the LEAD Program will graduate in December 2016.



AGENCY DASHBOARDS: In February 2016, the Secretary created and introduced a Monthly Management Report that evolved into the Organizational Performance Dashboard which is located at <http://www.scdot.org/inside/dashboards.aspx>. This dashboard includes updates on manpower, procurement, project delivery, expenditures, maintenance responses, maintenance, risk management, and planning, to name a few topics. This opportunity increases SCDOT's transparency and accountability for citizens. SCDOT also launched its Strategic Plan dashboard in June, which shows progress of the agency in meeting its goals and objectives outlined in the Strategic Plan.

ASSET MANAGEMENT: The Office of Public Transit implemented its Transit Asset Management and Information System (TAMIS) that automates and enhances transit asset management, administrative and fiscal management of federal funding contracts and transit sub-recipient agreements. The effect is a streamlining of activities allowing SCDOT and local and regional transit agencies to operate with greater efficiency and transparency.

FOIA POLICY: On March 31, 2016, Secretary of Transportation Hall announced changes in the agency's Freedom of Information Act (FOIA) policy in an effort to make the South Carolina Department of Transportation (SCDOT) more open and accessible to the public. The FOIA policy is the beginning of other initiatives to improve the efficiency and performance of SCDOT both internally and in the delivery of completed road and bridge projects.

TRANSIT VEHICLE REPLACEMENT: SCDOT implemented a statewide transit vehicle replacement initiative based on the results of the 2015 Statewide Vehicle Utilization Review and Assessment. Through innovative financing SCDOT was able to fully match carry-forward Federal formula funding, along with other funding resources. The priority focus was on replacement of vehicles operating under SCDOT title and beyond their prescribed useful service life. This initiative resulted in a 7 percent reduction from the previous year of such transit vehicles.

NEWSLETTER: "*The Business Curve*" newsletter is geared toward informing DBE firms and potential DBE firms of all the opportunities and services the Minority & Small Business Affairs Office has to offer. The spring 2016 edition highlights a wide range of topics, including mentoring programs, procurement opportunities, DBE reporting requirements and a calendar of upcoming training programs.

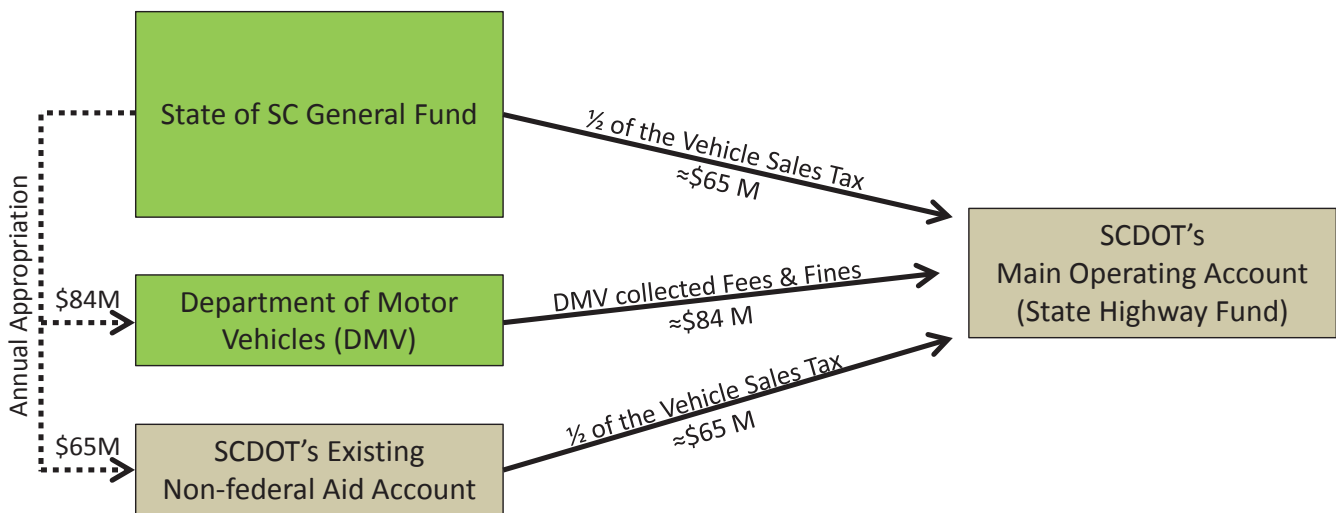
CLEANER ENVIRONMENT: The Santee-Wateree Regional Transportation Authority (SWRTA) introduced five new cutaway buses powered by propane, and plans to convert its fleet of 42 buses and vans to run on the alternative fuel. SWRTA's newest buses were funded through a \$950,000 federal grant with matching funds from SCDOT. SWRTA provides public transportation in Sumter, Clarendon, Lee and Kershaw Counties, furnishing about 300,000 trips per year. Demonstrating the merits of public-private partnership, Palmetto Gas has propane fueling facilities in Sumter and Clarendon Counties.

FEDERAL FUNDING: On December 4, 2015, the Fixing America's Surface Transportation (FAST) Act was signed into law. It provides long-term funding for surface transportation infrastructure planning and investment, and includes a new National Highway Freight Program (NHFP) – the first federal highway formula program dedicated to freight projects. This additional guidance also covers the designation of the first National Multimodal Freight Network, including critical rural and urban freight corridors.

INCREASED REVENUE: The 2016 legislative year saw improved funding directed through Act 275 for infrastructure investment in South Carolina targeting strategic investments for structurally deficient bridges, interstate widenings and paving projects all across the state.

The additional \$150 million per year shown in the green boxes of the chart below - *roughly \$65m of vehicle sales tax and \$84m in fees and fines* – will be added to SCDOT’s Main Operating Account (State Highway Fund). A portion of this funding may be used to support revenue bond proceeds through the State Transportation Infrastructure Bank that will assist in funding congested interstates across the state. The \$65m shown in the bottom left, tan box of the chart below is from vehicle sales tax coming to SCDOT for Non-Federal Aid Secondary resurfacing (since 2013) and has been redirected to support revenue bond proceeds through the State Transportation Infrastructure Bank for the replacement of structurally deficient bridges.

Act 275 of 2016: The Financials



RESTRUCTURING RECOMMENDATIONS

Restructuring for SCDOT will come as a response to the completion of the LAC Implementation Plan and Act 275.

The **State Legislative Audit Council** (LAC) auditors and their outside consultants spent nearly a year (2015-2016) performing a top-to-bottom review of SCDOT. The audit findings were released and did *not* identify any financial mismanagement at the agency, which confirms that SCDOT is committed to utilizing the funding provided by the taxpayers in a responsible way. There were several recommended improvements identified by the LAC in which SCDOT plans to utilize for improving the operations of the Agency. The complete SCDOT Implementation Plan is located on the SCDOT website at: http://www.scdot.org/inside/pdfs/SCDOT_Implementation_Plan_Index.pdf.

Additionally, the SC Legislative body passed **Act 275 of 2016**, which defined the administrative processes and procedures of the Secretary of Transportation and the SCDOT Commission, as well as, provided infrastructure investments for structurally deficient bridges, interstate widenings and paving projects all across the state. The “restructuring” of the financials from this Act are shown in the diagram above.

Secretary Hall has articulated a vision for a strong and effective SCDOT, where a hard-working, ethical and professional team earns the trust of the citizens of South Carolina. Both the audit and Act 275 will be used as a roadmap to continue implementing positive changes for the agency.

RISK ASSESSMENT & MITIGATIONS STRATEGIES.

SCDOT works yearly with the Federal Highway Administration to develop a Risk Assessment and Mitigation Strategy Plan, but that Plan relates primarily to risks associated with the federal program. Efforts to produce a strong risk assessment that addresses both state and federal risks has been inconsistent and lacking the priority that it should. Secretary Hall is currently working with SCDOT's Director of Internal Audits to develop a strong Enterprise Risk Management System (ERMS) for the agency. The new ERMS will help agency management identify goals and objectives for the new Strategic Plan to be developed and implemented in 2017. SCDOT looks forward to reporting results in next year's Annual Accountability Report.

Agency Name: Department of Transportation

Fiscal Year 2016-17
Accountability Report

Agency Code: U12

Section:

84

Strategic Planning Template

Type	Goal	Item # Strat	Object	Associated Enterprise Objective	Description
G	1			Maintaining Safety, Integrity and Security	Improve SAFETY – Reduce fatalities on South Carolina’s transportation system and reduce accidents and injuries within the agency to zero.
S		1.1			Develop, implement, and manage a data-driven highway safety program.
O			1.1.1		<i>Reduce the number of fatalities and serious injuries on the state highway system.</i>
S		1.2			Promote Workforce Safety throughout the Agency.
O			1.2.1		<i>Reduce the number of workplace injuries and lost work hours.</i>
G	2				PRESERVE our Transportation Infrastructure – Good roads cost less to maintain and last longer.
S		2.1			Develop a risk-based asset management plan that optimizes investments in our roads and
O			2.1.1		<i>Decrease number of roads and bridges moving from "good to fair" and "fair to poor."</i>
S		2.2			Develop a risk-based program targeting posted and closed bridges.
O			2.2.1		<i>Strategically reduce the number of posted and closed bridges.</i>
S		2.3			Use the transit asset management system to optimize replacement of public transit vehicles.
O			2.3.1		<i>Reduce the portion of the state's public transit fleet that has reached minimum useful life.</i>
G	3				Optimize MOBILITY – Optimize operations, improve connection and increase capacity.
S		3.1			Continue to support an Intelligent Technical System (ITS) and Incident Management Program.
O			3.1.1		<i>Increase Traffic Management System coverage of strategic locations to enhance incident</i>
O			3.1.2		<i>increase the number of lane miles of incident response coverage to increase safety and</i>
S		3.2			Develop and implement a performance-based transit program.
O			3.2.1		<i>Improve transit ridership and efficiency.</i>
S		3.3			Continue support for a three-year pilot program in counties introducing public transit service
O			3.3.1		<i>Increase access to public transit service.</i>
S		3.4			Identify and deliver projects that relieve bottlenecks and recurring congestion.
O			3.4.1		<i>Reduce congestion on our highway system.</i>
G	4			Public Infrastructure and Economic Development	Enhance a Strengthening ECONOMY – Deliver, operate and maintain a transportation system that enables continued economic growth.
S		4.1			Identify SC Freight Network and incorporate appropriate considerations into project ranking
O			4.1.1		<i>Improve freight mobility along freight corridors.</i>
S		4.2			Strengthen the responsibilities of the Office of Minority Affairs and Small Business.
O			4.2.1		<i>Increase participation by minority, women, and small owned businesses.</i>

Item	Performance Measure	Target Value	Actual Value	Future Target Value	Time Applicable	Data Source and Availability	Calculation Method	Associated Objective(s)
1	Number of fatalities and rate	Target: 0 Number: 722 Rate: 1.53	979 Rate: 1.893 (as of 12-31-15)	813 Rate: 1.66	January 1 - December 31	Engineering - Traffic (DPS records). Fatalities are reported daily and compiled by calendar year.	Rate = # fatalities per 100 million VMT (vehicle miles traveled).	1.1.1
2	Number of serious injuries and rate	Target: 0 Number: 3,210 Rate: 6.43	3060 Rate: 5.916 (as of 12-31-15)	3091 Rate: 5.52	January 1 - December 31	Engineering - Traffic (DPS records). All values are reported daily and compiled by calendar year.	Rate = # serious injuries per 100 million VMT (vehicle miles traveled).	1.1.1
3	Number of fatal pedestrian accidents	Target: 0 Number: 98	126 (as of 12-31-15)	106	January 1 - December 31	Engineering - Traffic (DPS records). All values are reported daily and compiled by calendar year.	Total number reported.	1.1.1
4	Number of fatal bicycle accidents	Target: 0 Number: 12	15 (as of 12-31-15)	13	January 1 - December 31	Engineering - Traffic (DPS records). All values are reported daily and compiled by calendar year.	Total number reported.	1.1.1
5	Number of workplace injuries	Target: 0 Number: 351	465 (as of 12-31-15)	372	January 1 - December 31	Engineering - Occupational Safety & Health. Calculated annually.	Total number reported from "Total first report of injury filed by year."	1.2.1
6	Number of lost work days	Target: 0 Number: 2935	5079 (as of 12-31-15)	3809	January 1 - December 31, 2015	Engineering - Occupational Safety & Health. Calculated annually.	Lost Workday Cases x (100 employees x 50 weeks x 40 hours) divided by man-hours worked.	1.2.1
7	Percentage of road miles in good condition	20	18 (as of 12-31-15)	20	January 1 - December 31	Intermodal Planning - Planning & Asset Management. Calculated annually.	Lane miles in good condition divided by total number of roads.	2.1.1
8	Percentage of bridges in satisfactory condition	> 66	67.5	68.5	July 1 - June 30	Engineering - Maintenance. Calculated annually.	Satisfactory bridges divided by total number of bridges.	2.1.1
9	Deck area of structurally deficient bridges (in msf- million square feet)	4,650	4,566	4,450	July 1 - June 30	Engineering - Maintenance. Calculated annually.	Total amount of structurally deficient bridge deck area in million square feet (msf).	2.1.1
10	Percentage of vehicle miles traveled (VMT) on good pavement	29	32 (as of 12-31-15)	29	January 1 - December 31	Intermodal Planning - Planning & Asset Management. Calculated annually.	Percentage of good pavement miles divided by total pavement miles.	2.1.1
11	Reduce number of targeted posted bridges via Act 98 bridge program	90	68	90	July 1 - June 30	Engineering - Maintenance. Calculated annually.	Act 98 Load Restricted Bridges under contract.	2.2.1
12	Reduce number of targeted closed bridges	10	9	7	July 1 - June 30	Engineering - Maintenance. Calculated annually.	Total number of targeted bridges closed. Method to identify targeted bridges under development.	2.2.1
13	Percentage of public transit vehicles statewide that are beyond their defined useful service life	40	47	40	July 1 - June 30	Intermodal Planning - Transit. Calculated annually.	Number of public transit vehicles (funded through SCDOT that are operating beyond useful service life as defined by the Federal Transit Administration) divided by the total vehicles.	2.3.1
14	Area of Traffic Management System coverage (miles)	293	359	366	July 1 - June 30	Engineering - Traffic (SHEP). Calculated annually.	Total miles reported.	3.1.1
15	Lane miles of incident response coverage (miles)	347	347	347	July 1 - June 30	Engineering - Traffic (SHEP). Calculated annually.	Total miles reported.	3.1.2
16	Number of public transit passenger trips	≥ 2% increase	4.6% decrease	≥ 2% increase	July 1 - June 30	Intermodal Planning - Transit. Calculated annually.	Total number of annual one-way passenger trips reported by transit providers.	3.2.1
17	Cost per transit passenger trip	Annual growth ≤ inflation rate	7.2% increase	Annual growth ≤ inflation rate	July 1 - June 30	Intermodal Planning - Transit. Calculated annually.	Total transit operations expenses divided by total number of transit passenger trips.	3.2.1
18	Percentage of South Carolina population with access to public transit services	90	94	95	July 1 - June 30	Intermodal Planning - Transit. Calculated annually.	Total statewide population living in a county with a public transit system, divided by statewide population.	3.3.1
19	Annual hours of delay on Interstates and Strategic Network	N/A *	4,839,864 (Interstate only -as of 12-31-15)	< 6,000,000	January 1 - December 31	Intermodal Planning - Planning & Asset Management. Calculated annually.	The difference in daily VMT divided by the average congested speed and daily VMT divided by free flow speed, multiplied by 365 days. This uses a linear progression growth rate over a ten year period.	3.4.1
20	Interstate reliability index	N/A *	1.52 (as of 12-31-15)	< 1.50	January 1 - December 31	Intermodal Planning - Planning & Asset Management. Calculated annually.	Compares the near worst case travel time to a travel time in light or free flow traffic.	3.4.1
21	Hours of uncongested Interstate system mileage by truck speed	N/A *	472,184 (Interstate only -as of 12-31-15)	< 615,000	January 1 - December 31	Intermodal Planning - Transit. Calculated annually.	The difference in the daily truck VMT divided by average congested speed and daily truck VMT divided by free flow speed, multiplied by 365 days. This uses a linear progression growth rate over a ten year period.	4.1.1
22	Percentage of the Interstate system mileage providing for reliable truck travel times	N/A *	1.52 (Interstate only -as of 12-31-15)	< 1.50	January 1 - December 31	Intermodal Planning - Transit. Calculated annually.	Compares near worst case truck travel time to a truck travel time in light or free flow traffic.	4.1.1
23a	Percentage of work awarded/committed to federal program	12.5	8.82 <small>(ONLY 6 months of data reported based on FRY Oct '15 -Mar '16)</small>	12.5	October 1- September 30	Engineering - Construction and Business Development & Special Programs. Calculated quarterly and annually.	Disadvantaged Business Enterprise committed amount divided by total awarded amount. Values calculated every six months.	4.2.1
23b	Percentage of work awarded/committed to state program	WBE: 5 MBE: 5	WBE: 2.66 ** MBE: 0.45	WBE: 5 MBE: 5	July 1 - June 30	Engineering - Construction and Business Development & Special Programs. Calculated quarterly and annually.	Disadvantaged Business Enterprise awarded projects divided by total projects.	4.2.1

* Items 19-22) No value was set for FY 2015-2016 so N/A is noted. Future targets have been established.

** Item 23b) SCDOT State Program 2015 consisted of pavement resurfacing and preservation. Limited contracting opportunities existed for prime DBEs because of the work areas. Other initiatives currently implemented for 2016 include establishing training and/or certification classes for DBEs in new areas of work, thus qualifying them to be eligible to bid on future contracts. Recommendations have been submitted to state legislators to approve the addition of maintenance and professional services as a part of the state program, as well as the inclusion of DBE goals on state projects.

Agency Name: Department of Transportation

Fiscal Year 2015-16
Accountability Report

Agency Code: U12 Section: 084

Program Template

Program/Title	Purpose	FY 2015-16 Expenditures (Actual)				FY 2016-17 Expenditures (Projected)				Associated Objective(s)
		General	Other	Federal	TOTAL	General	Other	Federal	TOTAL	
I. Administration		\$ -		\$ -	\$ -			\$ -	\$ -	
I.A. General	Provide support services needed to facilitate the delivery of SCDOT's mission.	\$ -	\$ 40,628,812	\$ -	\$ 40,628,812		\$ 42,219,625		\$ 42,219,625	1.1.1, 1.2.1, 2.1.1, 2.2.1, 2.3.1, 3.1.1, 3.1.2, 3.2.1, 3.3.1, 3.4.1, 4.1.1, and 4.2.1
I.B. Land & Buildings	Statewide maintenance facilities, district offices, sign shop, lab, and land (i.e. right-of-way).	\$ -	\$ 1,648,163	\$ -	\$ 1,648,163		\$ 4,403,270		\$ 4,403,270	1.2.1
II. Highway Engineering		\$ -	\$ -	\$ -	\$ -	\$ -	\$ -	\$ -	\$ -	
II.A. Engineering Admin & Project Management	Program funds the core engineering project management to support the statewide delivery of the highway program.	\$ -	\$ 83,812,109	\$ -	\$ 83,812,109	\$ -	\$ 85,334,125	\$ -	\$ 85,334,125	1.1.1, 1.2.1, 2.1.1, 2.2.1, 3.1.1, 3.1.2, 3.3.1, 3.4.1, 4.1.1, and 4.2.1
II.B. Engineering Construction	Program funds the construction and repair of roads and bridges statewide.	\$ 72,313,716	\$ 787,592,175	\$ -	\$ 859,905,891	\$ 57,962,425	\$ 1,121,505,863	\$ -	\$ 1,179,468,288	1.1.1, 1.2.1, 2.1.1, 2.2.1, 2.3.1, 3.1.1, 3.1.2, 3.2.1, 3.3.1, 3.4.1, 4.1.1, and 4.2.1
II.C. Highway Maintenance	Program funds the routine maintenance of statewide roads, bridges, buildings, and rights-of-way, as well as work requests received.	\$ -	\$ 237,196,556	\$ -	\$ 237,196,556	\$ 37,300,000	\$ 323,520,417	\$ -	\$ 360,820,417	1.1.1, 1.2.1, 2.1.1, 2.2.1, 3.1.1, 3.1.2, 3.4.1, 4.1.1, and 4.2.1
III. Toll Operations	Annual debt service and operations of Cross Island Parkway.		\$ 6,814,938	\$ -	\$ 6,814,938	\$ -	\$ 7,745,339	\$ -	\$ 7,745,339	1.1.1, 3.1.1
IV. Non-Federal Aid Highway Fund	Operating expenses for maintenance activities and contracts on non federal aid secondary roads.		\$ 126,131,798	\$ -	\$ 126,131,798	\$ 50,000,000	\$ 72,320,000	\$ -	\$ 122,320,000	1.1.1, 2.1.1, 2.2.1, 4.2.1
V. Mass Transit	Intermodal Planning and allocations and aid for transit services, equipment and operating expenses.	\$ 57,270	\$ 27,368,062	\$ -	\$ 27,425,332	\$ 57,270	\$ 31,615,747	\$ -	\$ 31,673,017	1.1.1, 2.3.1, 3.2.1, 3.3.1, 3.4.1, 4.1.1
VI. Employee Benefits	State employer contribution and total fringe benefits.	\$ -	\$ 79,619,308	\$ -	\$ 79,619,308	\$ -	\$ 87,190,369	\$ -	\$ 87,190,369	1.1.1, 1.2.1, 2.1.1, 2.2.1, 2.3.1, 3.1.1, 3.1.2, 3.2.1, 3.3.1, 3.4.1, 4.1.1, and 4.2.1
Totals		\$ 216,449,443	\$ 13,046	\$ -	\$ 216,462,489	\$ 1,479,522	\$ 786,954	\$ -	\$ 2,266,476	

Agency Name: Department of Transportation

Fiscal Year 2015-16
Accountability Report

Agency Code: U12 Section: 084

Legal Standards Template

Item #	Law Number	Jurisdiction	Type of Law	Statutory Requirement and/or Authority Granted	Associated Program(s)
1	SC Code Title 57	State	Statute	The entirety of Title 57 applies to the Department of Transportation. Title 57 contains the following Chapters: 1. General provisions, 3. Department of Transportation, 5. State Highway System, 7. Obstruction or Damage to Roads or Drainage, 9. Abandonment or Closing of Streets, Roads or Highways, 11. Financial Matters, 13. Provisions Affecting Bridges Only, 15. Provisions Affecting Ferries Only, 17. County Roads, Bridges, and Ferries Generally, 19. County Road Taxes and Assessments, 21. Paving Districts in Counties with City of Over 70,000, 23. Highway Beautification and Scenic Routes, 25. Outdoor Advertising and 27. Junkyard Control.	Administration, Highway Administration, Toll Operations, Non-Federal Aid, and Mass Transit
2	SC Code of Regulations, Chapter 63	State	Regulation	Chapter 63 of the SC Code Regulations applies to the Department of Transportation. The regulations include: 63-10 - Transportation Project Prioritization; 63-30 - Commission approval of actions; 63-100 - Secretary of Transportation Approval of Actions; 63-300 to 309 - Prequalification and Disqualification of Bidders; 63- 322 - Relocation of Displaced Persons; 63-338 - Highway Advertising Control Act; 63-361- Movement of Machinery over Highways; 63-370 - Driveways; 63-380 - Erosion Control ; 63-390 - Tandem Trailer Combinations and Other Larger Vehicle Access Control Act ; 63-700, et seq. Disadvantaged Business Enterprises Program; 63-800 - Bus Shelters; 63-900 - Scenic Byways, 63-1000 Sign requirements for petitions to close roads.	Administration, Highway Administration, and Non-Federal Aid
3	SC Code Sections 57-5-820 and 830	State	Statute	Consent required for highway work within municipalities.	Highway Administration
4	SC Code Section 1-30- 10(A)	State	Statute	Department of Transportation is a department within the executive branch of state government.	Administration
5	SC Code Sections 1-30-10(G)(1) and 1-30-10(G) (2)	State	Statute	Restructuring Report and Seven Year Cost Savings Plan that provides initiatives and/or planned actions that implement cost savings and increased efficiencies of services and responsibilities within the projected seven year period.	Administration
6	SC Code of Law: 1-30-10(G)(1)	State	Statute	Restructuring Report Department reports giving detailed and comprehensive recommendations for the purposes of merging or eliminating duplicative or unnecessary divisions, programs, or personnel within each department to provide a more efficient administration of government services.	Administration
7	SC Code Sections 57-3-110 and 200	State	Statute	These statutes imply that SCDOT can advertise on SCDOT facilities.	Administration and Highway Administration

8	SC Code Section 57-5-1495	State	Statute	Current law does not allow collection of fines from toll violators who are nonresidents.	Toll Operations
9	SC Code Section 6-29-770	State	Statute	Agencies, departments, and subdivisions of this State that use real property, as owner or tenant, in any county or municipality in this State are subject to the zoning ordinances.	Highway Administration
10	SC Code Section 8-13-1110 (12)	State	Statute	Amended in 2007 to include District Engineering Administrators.	Administration
11	SC Code Section 28-2-420(A)	State	Statute	The South Carolina Eminent Domain Procedure Act requires 8% interest on condemnation trial awards in takings of real property cases.	Highway Administration
12	SC Code Section 28-2-470	State	Statute	Proceedings to challenge condemner's right to condemn.	Highway Administration
13	SC Code Sections 57-7-50 and 210	State	Statute	Penalties for obstructions in the right of way without a permit.	Highway Administration
14	SC Code Section 11-35-5240	State	Statute	Minority Business Enterprise (MBE) Utilization Plan.	Administration
15	SC Code Section 12-28-2740	State	Statute	Distribution of gasoline user fee among counties also referred to as C-Fund. Includes apportionments, formula distribution, and requirements for expenditure of funds; county transportation committees.	Administration and Highway Administration
16	SC Code Section 12-28-2930	State	Statute	State set-asides for small businesses owned and controlled by socially and economically ethnic minorities (MBE's) and disadvantaged females (WBE's).	Administration, Highway Administration, and Non-Federal Aid
17	SC Code Section 44-96-140	State	Statute	Recycling programs of state government; state procurement policy; report of the Department	Administration
18	US Code of Laws: Title 23	Federal	Statute	Federal Statutes applicable to federally funded highway programs.	Administration, Highway Administration, and Toll Operations
19	23 Code of Federal Regulations	Federal	Regulation	Federal Regulations applicable to federally funded highway programs.	Administration, Highway Administration, and Toll Operations
20	49 US Code, Title 49, Subtitle III	Federal	Statute	Section 5301, et seq. - Public Transportation.	Mass Transit
21	49 Code of Federal Regulations	Federal	Regulation	Federal regulations applicable to federally funded transportation programs.	Mass Transit
22	FY16-17 Proviso 84.1	State	Proviso	Expenditure Limitation.	Administration
23	FY16-17 Proviso 84.2	State	Proviso	Special Fund Authorization.	Administration
24	FY16-17 Proviso 84.3	State	Proviso	Secure Bonds & Insurance.	Administration
25	FY16-17 Proviso 84.4	State	Proviso	Benefits.	Employee Benefits
26	FY16-17 Proviso 84.5	State	Proviso	Document Fees.	Administration
27	FY16-17 Proviso 84.6	State	Proviso	Meals in Emergency Operations.	Administration and Highway Administration

28	FY16-17 Proviso 84.7	State	Proviso	Rest Area Water Rates.	Administration
29	FY16-17 Proviso 84.8	State	Proviso	Shop Rd. Farmers Market Bypass Carry Forward.	Administration
30	FY16-17 Proviso 84.9	State	Proviso	Tree removal.	Administration and Highway Administration
31	FY16-17 Proviso 84.11	State	Proviso	Bridge Replacement in McCormick County.	Highway Administration
32	FY16-17 Proviso 84.12	State	Proviso	Publication of Project Priority List.	Administration and Highway Administration
33	FY16-17 Proviso 84.15	State	Proviso	CTC Project Expansion.	Highway Administration and Non-Federal Aid
34	FY16-17 Proviso 84.16	State	Proviso	General Fund Balance Carry Forward.	Administration and Non-Federal Aid
35	FY16-17 Proviso 84.17	State	Proviso	Reimbursement for Vehicle Damage.	Administration
36	FY16-17 Proviso 117.13	State	Proviso	Discrimination Policy.	Administration
37	FY16-17 Proviso 117.17	State	Proviso	What fee increases are allowed.	Administration
38	FY16-17 Proviso 117.19	State	Proviso	Per diem for boards and commission.	Administration
39	FY16-17 Proviso 117.20	State	Proviso	Subsistence Expenses and Mileage.	Administration
40	FY16-17 Proviso 117.23	State	Proviso	Carry forward of General Fund Appropriations.	Administration
41	FY16-17 Proviso 117.26	State	Proviso	Travel Report.	Administration
42	FY16-17 Proviso 117.29	State	Proviso	Base Budget Analysis.	Administration
43	FY16-17 Proviso 117.34	State	Proviso	Debt Collections Report.	Administration
44	FY16-17 Proviso 117.45	State	Proviso	Parking Fees.	Administration
45	FY16-17 Proviso 117.48	State	Proviso	Personnel Organization Chart.	Administration
46	FY16-17 Proviso 117.55	State	Proviso	Employee Bonuses.	Administration, Highway Administration, Toll Operations, Non-Federal Aid, Mass Transit, and Employee Benefits
47	FY16-17 Proviso 117.64	State	Proviso	Attorney Dues.	Administration
48	FY16-17 Proviso 117.72	State	Proviso	Printed Report Requirements/Combine Annual Report and Mass Transit Report in Annual Accountability Report.	Administration
49	FY16-17 Proviso 117.74	State	Proviso	Fines and Fee Report.	Administration
50	FY16-17 Proviso 117.77	State	Proviso	Cost Savings When Filling Vacancies Created by Retirements.	Administration
51	FY16-17 Proviso 117.83	State	Proviso	Bank Account Transparency and Accountability.	Administration

52	FY16-17 Proviso 117.107	State	Proviso	Data Breach Notification.	Administration
53	FY16-17 Proviso 117.111	State	Proviso	Welcome Centers.	Administration and Highway Administration
54	FY16-17 Proviso 117.113	State	Proviso	Charleston/Dorchester Sound Barriers.	Highway Administration
55	FY16-17 Proviso 117.114	State	Proviso	IT & Information Security Plans.	Administration
56	FY16-17 Proviso 117.133	State	Proviso	Statewide Strategic IT Plan Implementation.	Administration
57	FY16-17 Proviso 117.145	State	Proviso	DOT Structural Efficiencies Study.	Administration
58	SC Code 57-11-20 (Act 176 of 2005)	State	Statute	Non Federal Aid Highway Fund.	Administration and Non-Federal Aid
59	SC Code Section 57-1-370 (B)(8) (Act 114 of 2007)	State	Statute	Promote transparency and consistency in the transportation decision making and project selection processes.	Administration, Highway Administration, Toll Operations, and Mass Transit
60	SC Code 11-43-160(A)(1)	State	Statute	State Infrastructure Bank to receive annual contribution not to exceed one cent a gallon of tax imposed pursuant to Section 12-28-310.	Administration and Highway Administration
61	SC Code 11-43-165 (Act 98 of 2013)	State	Statute	SCDOT transfer annually \$50M to State Infrastructure Bank to finance bridge replacement, rehabilitation projects, and expansion and improvements to existing mainline interstates.	Administration and Highway Administration
62	SC Code 11-43-167 (Act 275 of 2016)	State	Statute	Revenue from additional Fines & Fees to State-Funded Resurfacing Program.	Administration and Highway Administration
63	SC Code 12-36-2647 (Act 275 of 2016)	State	Statute	Revenue from Sales, Use, and Casual Excise Taxes to State-Funded Resurfacing Program and Bridge & Road Projects.	Administration and Highway Administration
64	SC Code Title 12, Chapter 28	State	Statute	Imposition and Distribution of Fuel Tax.	Administration and Highway Administration
65	SC Code 56-11-500	State	Statute	Road tax to State Highway Fund.	Administration and Highway Administration
66	42 USC 4321, et seq.	Federal	Statute	National Environmental Policy Act of 1969.	Highway Administration
67	33 USC 1344, et seq.	Federal	Statute	Clean Water Act of 1977.	Highway Administration

68	33 CFR Parts 325	Federal	Regulation	US Army Corps of Engineer Permits.	Highway Administration
69	33 CFR Parts 332	Federal	Regulation	Compensatory Mitigation Requirements.	Highway Administration
70	40 CFR 230	Federal	Regulation	404(b) (1) Permits.	Highway Administration
71	SC Regs 61-101	State	Regulation	DHEC 401 Water Quality Certifications.	Highway Administration
72	SC Code 48-20-10, et seq.	State	Statute	S. C. Mining Act.	Highway Administration
73	SC Code 48-14-10, et seq.	State	Statute	S. C. Storm water Management and Sediment Reduction Act.	Highway Administration
74	SC Regs 72-300, et seq.	State	Regulation	S. C. Storm Water Management Regulations.	Highway Administration
75	SC Code 48-18-10, et seq.	State	Statute	Erosion and Sediment Reduction Act.	Highway Administration
76	SC Regs 72-400, et seq.	State	Regulation	Erosion and Sediment Reduction Regulations.	Highway Administration
77	SC Code 48-1-100, et seq.	State	Statute	S. C. Pollution Control Act.	Highway Administration
78	SC Regs 61-9, et seq.	State	Regulation	SC Pollution Control Act Regulations.	Highway Administration
79	SC Code 48-39-10, et seq.	State	Statute	SC Coastal Zone Management Act.	Highway Administration
80	US Public Law 112-141	Federal	Statute	MAP -21 - Moving Ahead for Progress in the 21st Century - Federal Highway Funding Bill.	Administration, Highway Administration, Toll Operations, and Mass Transit
81	US Public Law 114-94	Federal	Statute	FAST Act - Fixing America's Surface Transportation Act - Federal Highway Funding Bill.	Administration, Highway Administration, Toll Operations, and Mass Transit

Agency Name: Department of Transportation

Agency Code: U12 Section: 84

Fiscal Year 2015-16

Accountability Report

Customer Template

Divisions or Major Programs	Description	Service/Product Provided to Customers	Customer Segments	Specify only for the following Segments: (1) Industry; Name; (2) Professional Organization; Name; (3) Public; Demographics.
Administration - General	Leadership and support services to facilitate the delivery of SCDOT's mission.	Assist in development of the agency mission, budget and general management of the agency.	Executive Branch/State Agencies	
Administration - Land and Buildings	Oversight of statewide maintenance facilities, district offices, sign shop, lab, and land (i.e. right-of-way).	Plan and construct SCDOT statewide maintenance facilities, district offices, sign shop, lab, right-of-way and rest areas. Also, acquire and clear right-of-way for construction in accordance with federal and state laws.	General Public	The motoring public regardless of age, race, gender, education levels, and/or religion.
Highway Engineering - Engineering Admin & Project Management	Program funds the core engineering project management to support the statewide delivery of the highway program.	Oversee and manage road and bridge projects. Also, host public road hearings for projects.	General Public Local Govts.	The motoring public regardless of age, race, gender, education levels, and/or religion. ACEC.
Highway Administration - Engineering Construction	Program funds the construction and repair of roads and bridges statewide.	Construct federal aid program and state funded resurfacing program which provides for the preservation, safety improvements, and increased mobility of federal-aid portion of the state highway system.	General Public	The motoring public regardless of age, race, gender, education levels, and/or religion.
			Industry	Multiple contractors and certified Disadvantaged Business Enterprise firms that are on file for construction projects.
			Professional Organization	Association of General Contractors (AGC)
			Professional Organization	Portland Cement Association (PCA)
			Professional Organization	South Carolina Asphalt Paving Association (SCAPA)
			Professional Organization	SC Chapter of Minority Contractors
Local Govts.				
Highway Administration - Highway Maintenance	Program funds the routine maintenance of statewide roads, bridges, buildings, rights of way, and rest areas.	Maintain roads, bridges, buildings, rest areas, and work requests received.	General Public Local Govts.	The motoring public regardless of age, race, gender, education levels, and/or religion. Multiple vendors and DBE vendors.
Toll Operations	Annual debt service and operations of Cross Island Parkway.	Annual debt service and administration.	General Public	The motoring public regardless of age, race, gender, education levels, and/or religion.
Non-Federal Aid Highway Funds	Operating expenses for maintenance activities and contracts on non federal aid secondary roads.	Oversee statewide maintenance on non-federal aid, secondary roads across the state.	General Public	The motoring public regardless of age, race, gender, education levels, and/or religion.
			Local Govts.	
Mass Transit	Intermodal Planning and allocations and aid for transit services, equipment and operating expenses.	Provide buses, cutaways, and operational functions.	General Public	Provides transit service in 94% of SC Counties regardless of age, race, gender, education levels, and/or religion.
			Local Govts.	
Employee Benefits	State employer contribution and total fringe benefits for all employees.	A stable workforce and leadership team is critical to being able to reliably deliver the annual program.	Executive Branch/State Agencies	

Agency Name: Department of Transportation

Fiscal Year 2015-16
Accountability Report

Agency Code: U12 **Section:** 084

Partner Template

Name of Partner Entity	Type of Partner Entity	Description of Partnership	Associated Objective(s)
Army Corps of Engineers (ACOE), Federal Highway Administration (FHWA), Federal Motor Carriers Safety Administration (FMCSA), Federal Rail Administration (FRA), Federal Transit Administration (FTA), National Cooperative Highway Research Program (NCHRP), National Highway Traffic Safety Administration (NHTSA), National Scenic Byway (NSB), United States Department of Transportation (USDOT)	Federal Government	Guidance, training, unchallenged expertise, research, environmental, safety, mobility, livability, innovation, legislation, regulations, and media assets.	1.1.1, 1.2.1, 2.1.1, 2.2.1, 2.3.1, 3.1.1, 3.1.2, 3.2.1, 3.3.1, 3.4.1, 4.1.1, and 4.2.1
National Safety Council	Federal Government	Safety training and information.	1.2.1.
Occupational Safety & Health Administration (OSHA)	Federal Government	Assists with training, provides recommendations and guidance.	1.2.1.
US Small Business Administration (SC District)	Federal Government	Partner for training and outreach events.	4.2.1.
US Department of Commerce - SC Minority Business Development Agency (MBDA)	Federal Government	Partner to identify and inform existing and potential Disadvantaged Business Enterprises (DBEs).	4.2.1.
Governor	State Government	The SC Governor's Division of Small and Minority Business includes their use of the Unified Certification Program in lieu of their state certification. Also, guidance and leadership.	1.1.1, 1.2.1, 2.1.1, 2.2.1, 2.3.1, 3.1.1, 3.1.2, 3.2.1, 3.3.1, 3.4.1, 4.1.1, and specifically, 4.2.1
General Assembly	State Government	Guidance and legislation.	1.1.1, 1.2.1, 2.1.1, 2.2.1, 2.3.1, 3.1.1, 3.1.2, 3.2.1, 3.3.1, 3.4.1, 4.1.1, and 4.2.1
Department of Administration - State Fleet Maintenance	State Government	Provides AAA driver "train the trainer" for employees to train fellow employees internal, minimizing costs; report vehicle accidents for fleet.	1.2.1.

Department of Motor Vehicles	State Government	Develops the Highway Safety Improvement Plan and partners with SCDOT to develop and implement Target Zero Strategic Highway Safety Plan. Provides driving records for evaluating potential new hires, as well as determining the need for employee driver training or suspension of driving privileges to include third party tester training.	1.1.1 and 1.2.1.
Department of Health & Environmental Control	State Government	Environmental impact of any new construction, maintenance projects.	3.4.1
Department of Commerce	State Government	Economic impact of highways and bridges to key outlets of commerce.	2.1.1, 3.2.1, 4.1.1 and 4.2.1
South Carolina Ports Authority	State Government	Economic impact of infrastructure to key outlets of commerce.	4.1.1
Department of Corrections	State Government	Feasibility of using inmates for litter control.	1.1.1
Department of Public Safety	State Government	Develop the Highway Safety Improvement Plan and implement the Target Zero- Strategic Highway Safety Plan.	1.1.1.
Emergency Management Division	State Government	Effectiveness in responding to and recovery for hurricanes, earthquakes, tornadoes, chemical spills, wild fires, dam failures, and winter weather advisories.	1.1.1 and 3.4.1
Public Employee Benefits Authority (PEBA)	State Government	Provides health screenings, immunizations, and mammograms for employees.	1.2.1.
South Carolina Small Business Development Centers	State Government	Partner to conduct baseline business development assistance.	4.2.1.
South Carolina Transportation Infrastructure Bank	State Government	Project information, economic impacts of highways and bridges across the state.	1.1.1, 1.2.1, 2.1.1, 2.2.1, 2.3.1, 3.1.1, 3.1.2, 3.2.1, 3.3.1, 3.4.1, 4.1.1, and 4.2.1
Congressional Delegation, 7 Rural Transit Authorities (RTAs), 46 Counties, County Transportation Committees, Municipalities, Regional Economic Development Elected, and various law enforcement entities	Local Government	Local needs, transit, safety, mobility, livability, legislation, and media assets.	1.1.1, 1.2.1, 2.1.1, 2.2.1, 2.3.1, 3.1.1, 3.1.2, 3.2.1, 3.3.1, 3.4.1, 4.1.1, and 4.2.1
11 Metropolitan Planning Organizations (MPOs)	Local Government	Coordinated strategic and project planning and programming.	3.4.1., 4.1.1.

10 Councils Of Government (COGs)	Local Government	Coordinated strategic and project planning and programming.	3.4.1., 4.1.1.
12 Public Transit Providers	Local Government	Sub recipient relationship; Interagency transit coordination.	2.3.1., 3.2.1., 3.3.1.
SC Human Services Agencies	Local Government	Sub recipient relationship; Interagency transit coordination.	2.3.1., 3.2.1.
Clemson University, University of South Carolina, South Carolina State University	Higher Education Institute	Research, discussion, and focus group studies.	1.1.1, 1.2.1, 2.1.1, 2.2.1, 2.3.1, 3.1.1, 3.1.2, 3.2.1, 3.3.1, 3.4.1, 4.1.1, and 4.2.1
Chambers of Commerce, Corporate Partners, Penny's-for-Progress	Private Business Organization	Safety and coordination of projects.	1.1.1, 3.2.1, 3.3.1, 3.4.1, 4.4.1, and 4.2.1
American Association of Highway Transportation Officials (AASHTO), American Council of Engineering Companies (ACEC), American Society of Safety Engineers (ASSE), Certified Public Manager (CPM), Governmental Finance Officers Association (GFOA), Institute of Transportation Engineers (ITE), Outdoor Advertising Association, Northeast Association of State Transportation Officials (NASTO), North Eastern Strategic Alliance (NESA), Southern Association of State Highway Transportation Officials (SASHTO), South Carolina Concrete Pavement Association (SCCPA), South Carolina For Our Roads (SC-FOR), South Carolina Trucking Association (SCTA) States for Passenger Rail (SPRC), Transportation Research Board (TRB)	Professional Association	Smart solutions, training, direct technical assistance, unchallenged expertise, research, safety, mobility, livability, innovation, economic and peer review.	1.1.1, 1.2.1, 2.1.1, 2.2.1, 2.3.1, 3.1.1, 3.1.2, 3.2.1, 3.3.1, 3.4.1, 4.1.1, and 4.2.1
Association of General Contractors (AGC),	Professional Association	Communication with the industry. Training opportunities.	2.1.1.
Portland Cement Association (PCA)	Professional Association	Communication with the industry. Training opportunities.	2.1.1.
South Carolina Asphalt Paving Association (SCAPA)	Professional Association	Communication with the industry. Training opportunities.	2.1.1.
National Association of Minority Contractors (SC Chapter)	Professional Association	Partner to identify and educate existing and potential Disadvantaged Business Enterprises (DBEs).	4.2.1.

Cherokee Foothills National Scenic Byways (multiple chapters), Coastal Conservation League, Drayton Hall Plantation, Edisto Island Land Trust, I-73 Coalition, I-95 Coalition, Nature Conservatory, National Heritage Corridor, State Scenic Byway Program (SSBP), and South Carolina Scenic Highway Committee	Non-Governmental Organization	Environmental impact of any new construction or maintenance project.	3.2.1, 3.3.1, and 3.4.1
Motoring Public, Transit Riders	Individual	Tolls, vehicle usage fees, safety, and stewardship of funds.	1.1.1, 2.3.1, 3.2.1, and 3.3.1
American Red Cross	Private Business Organization	Provides training for first aid; Cardiopulmonary Resuscitation (CPR); Automated External Defibrillators (AED); blood drives.	1.2.1.
Post Trauma Services	Private Business Organization	Provides counseling to employees involved in accidents and those affected by fatality or severe incident while on the job.	1.2.1.
HDR/ICA Engineering	Private Business Organization	Fixed and movable bridge maintenance contract	2.2.1

Agency Name: Department of Transportation

Fiscal Year 2015-16
Accountability Report

Agency Code: U12 Section: 084

Report Template

Item	Report Name	Name of Entity Requesting the Report	Type of Entity	Reporting Frequency	Submission Date (MM/DD/YYYY)	Summary of Information Requested in the Report	Method to Access the Report
1	Restructuring Report (House)	General Assembly (House Oversight Committee)	State	Annually	1/12/2016	Recommendations for Restructure of Agency; increased efficiency.	http://www.scdot.org/inside/pdfs/reports/2016_RestructuringAnnualReport.pdf
2	Restructuring and Cost Savings Plan (Senate)	General Assembly	State	Annually	1/12/2015	Increased efficiency & cost savings. <i>Report due every seven years.</i>	http://www.scdot.org/inside/pdfs/reports/SCDOT_2015_Restructuring_Cost_Savings_Plan.pdf
3	Accountability Report	General Assembly (Department of Administration)	State	Annually	9/15/2016	Financial, organizational, and accountability improvements.	http://admin.sc.gov/budget/agency-accountability-reports http://www.scdot.org/inside/pdfs/reports/FY2015-16_SCDOT_Accountability_Report_Signed.pdf
4	Project Priority List	General Assembly	State	Monthly	6/31/2016	List of ranked projects with ranking process and methodology for selection.	http://www.scdot.org/inside/act114.aspx http://www.scdot.org/inside/act98.aspx
5	Procurement Card Report	General Assembly	State	Monthly	6/31/2016	Procurement Card Statements/Monthly report containing Procurement Card information posted on agency website.	http://www.cg.sc.gov/Pages/monthlychargecardusage.aspx
6	Indefinite Delivery of Contracts Report	State Fiscal Accountability Authority (Office of State Engineer)	State	Quarterly	7/1/2015	Notify State Highway Engineer of all indefinite delivery contract work/ delivery orders.	http://www.scdot.org/inside/pdfs/reports/Indefinite_Delivery_3rd_Qtr_Report_2015.pdf
7	Sole Source Procurement & Emergency Procurements	General Assembly	State	Quarterly	10/1/2015	Record of procurement actions to include sole source and emergency procurements.	http://procurement.sc.gov/PS/general/PS-general-audit-reports.phtm
8	Trade in sales (combined with sole source procurement report)	General Assembly	State	Quarterly		Trade in sales (combined with sole source procurement report).	http://procurement.sc.gov/PS/general/PS-general-audit-reports.phtm
9	Illegal Procurements	General Assembly	State	As needed		Illegal Procurements submitted only if illegal procurement occurs.	http://procurement.sc.gov/PS/general/PS-general-audit-reports.phtm
10	C-Fund Expenditures	General Assembly	State	Annually	1/7/2016	C-Fund Expenditures for previous fiscal year.	http://www.scdot.org/inside/pdfs/reports/C-ProgramComplete2014-2015.pdf http://www.scstatehouse.gov/reports/DOT/2014-2015CFundProgramAnnualReport.pdf
11	SCDOT's Annual Report	General Assembly (State Budget Office)	State	Annually	1/12/2016	Annual accomplishments, Ten Year Needs plan, Five year plan detailing traffic regulation, mass transit coordination, and all firm's contract amounts.	http://www.scdot.org/inside/pdfs/reports/SCDOT_Annual_Report_2016.pdf http://www.scstatehouse.gov/reports/DOT/2016SCDOTAnnualReportWithCoverLetter.pdf
12	Transit Report	General Assembly	State	Annually	1/15/2016	Office of Public Transit Report.	http://www.scdot.org/inside/pdfs/reports/Public_Transit_2015_Report.pdf
13	Transit Progress Report	General Assembly	State	Annually		Progress report containing planning and coordination efforts (and is combined with transit report).	http://www.scstatehouse.gov/reports/DOT/2015PublicTransitAnnualReport.pdf
14	Office of Railroad Report	General Assembly	State	Annually	1/26/2016	State railroad corridor preservation, revitalization, and comprehensive rail plan for passenger, freight, and infrastructure services.	http://www.scdot.org/inside/pdfs/reports/RailPlanReport.pdf
15	Rail Plan	General Assembly	State	Annually	1/26/2016	State railroad corridor preservation, revitalization, and comprehensive rail plan for passenger, freight, and infrastructure services. <i>Report due every five years.</i>	http://www.scdot.org/Multimodal/pdf/SC_MTP_Rail_Plan_FINAL.pdf
16	Affirmative Action Plan and Non Discrimination Plan	General Assembly (State Human Affairs Commission)	State	Annually	10/31/2015	Personnel report by race and sex; includes discrimination policy. Also referred to as EEO Progress Report.	http://www.scstatehouse.gov/reports/HumanAffairsComm/2016AnnualReport.pdf http://www.scdot.org/inside/pdfs/non_discrimination_employment.pdf

17	Debt Collection Reports	General Assembly	State	Annually	2/28/2016	Report of outstanding debt and methods used to collect.	http://www.scdot.org/inside/pdfs/reports/2015_Debt_Collection_Report.pdf
18	Federal Enhancement Grants (aka Legislative Alternatives Program)	General Assembly	State	Annually	2/25/2016	Show award of Federal Enhancement Grants.	http://www.scdot.org/inside/pdfs/reports/Federal_Enhancements_Grants-2015.pdf
19	Statements of Economic Interest	General Assembly (State Ethics Commission)	State	Annually	3/30/2016	Statements of Economic Interest.	http://apps.sc.gov/PublicReporting/IndSEIName.aspx
20	Report on Disadvantaged Enterprises Program	General Assembly	State	Annually	3/31/2016	Allocation of Contracts awarded pursuant to 12-28-2930.	Not submitted online. SCDOT, Attn: Communications Office, 955 Park Street, Columbia, SC 29204
21	Minority Business Enterprise (Utilization Plan & Procurement Contracts)	General Assembly (Small & Minority Business Assistance Office)	State	Quarterly	12/23/2015	Procurement Contracts.	http://www.scdot.org/inside/pdfs/reports/OSMBA_MBE_Plan_FY14-15.pdf
22	Information Technology & Information Security Plans	General Assembly (Dept. of Administration - Division of Technology)	State	Annually	8/1/2015	Agency plan for information technology and information security.	For security reasons, this report is not published online. SCDOT, Attn: Communications Office, 955 Park Street, Columbia, SC 29204
23	Annual Energy Conservation Report	General Assembly (Office of Regulatory Staff - Energy Office)	State	Annually	9/2/2015	Report energy used by SCDOT for buildings.	http://www.scdot.org/inside/pdfs/reports/Energy_Report.pdf
24	Fines and Fees Report	General Assembly	State	Annually	6/30/2015	Promote accountability and transparency.	http://www.scdot.org/inside/pdfs/FeesandFinesReport.pdf
25	Personnel Organization Chart	General Assembly (Dept. of Administration - Human Resources Division)	State	Annually	9/1/2015	Agency organization chart of Personnel, now automatically updated and available in SCEIS.	www.sceis.sc.gov
26	Recycling Report	General Assembly (Dept. of Health & Environmental Services)	State	Annually	9/15/2015	Transportation solid waste reduction and general recycling.	http://www.scdot.org/inside/pdfs/reports/SCDOT_Recycling_Report_FY15.pdf
27	SCDOT Specific Recycling Report on compost, fly ash, ground rubber, and mixed plastics	General Assembly	State	Annually	9/15/2006	SCDOT Specific Recycling Report on compost, fly ash, ground rubber, and mixed plastics.	N/A
28	Travel Report	General Assembly (Comptroller General)	State	Annually	10/30/2015	Travel Report for agency for prior fiscal year.	http://www.cg.sc.gov/publicationsandreports/Documents/Travel/FY15TravelReport.pdf
29	Bank Transparency & Accountability Report	General Assembly (State Fiscal Accountability Authority)	State	Annually	9/23/2015	Disclosure of transactions on the agency account for the prior fiscal year.	http://www.scdot.org/inside/pdfs/reports/SCDOT_Bank_Account_Transparency.pdf
30	Annual Audit	General Assembly	State	Annually	10/15/2015	Audit of agency performed by certified public accountant.	http://www.scdot.org/inside/pdfs/reports/2015_SCDOT_Audited_Financial_Statements.pdf
31	Comprehensive Permanent Improvement Program (CPIP)	General Assembly and Joint Bond Review Committee (Dept. of Administration)	State	Annually	2/22/2016	Exempt from 2-47-55 reporting by Proviso 117.72 but internally used as a planning document.	http://www.scdot.org/inside/pdfs/reports/CPIP.pdf
32	Online Transaction Register	General Assembly	State	Annually	continual	Complete record of funds expended.	http://www.scdot.org/inside/spending.aspx
33	Feasibility Studies for sidewalk, bike and HOV lanes	General Assembly (State Energy Office)	State		As needed	Feasibility Studies on primary routes for sidewalk, bike and HOV lanes on individual project basis.	N/A
34	Real Property	General Assembly (Dept. of Administration - Division of General Services)	State	Annually	N/A	Exempt from 1-11-58 reporting by Proviso 117.72.	N/A
35	Railroad Crossing	General Assembly	State	Annually	N/A	Exempt from 58-17-1450 reporting by Proviso 117.72.	N/A
36	Employee Bonuses	General Assembly (Dept. of Administration - Division of Human Resources)	State	Annually	8/31/2015	Report of bonuses provided to select employees by agency.	www.sceis.sc.gov

Agency Name: Department of Transportation

Fiscal Year 2015-16
Accountability Report

Agency Code: U12 **Section:** 084

Oversight Review Template

Item	Name of Entity Conducted Oversight Review	Type of Entity	Oversight Review Timeline (MM/DD/YYYY to MM/DD/YYYY)	Method to Access the Oversight Review Report
1	Legislative Audit Council/ Scott & Company, LLC	State	6/8/2015 to 3/28/2016	http://www.scdot.org/inside/pdfs/legAudit_FullReport.pdf and http://lac.sc.gov/LAC_Reports/2016/Documents/SCDOT.pdf
2	SCDOT Office of Chief Internal Auditor	State	1/21/2016	http://www.scdot.org/inside/pdfs/STIP_Audit.pdf
3	SCDOT Office of Chief Internal Auditor	State	12/3/2015	http://www.scdot.org/inside/pdfs/Procurement_Audit.pdf
4	SCDOT Office of Chief Internal Auditor	State	12/3/2015	http://www.scdot.org/inside/pdfs/Supply_Equip_Depot_Audit.pdf
5	Office of State Auditor/ Scott & Company, LLC	State	7/1/2014 to 6/30/2015	http://www.scdot.org/inside/pdfs/reports/2015_SCDOT_Audited_Financial_Statements.pdf
6	Office of State Auditor/ Scott & Company, LLC	State	7/1/2014 to 6/30/2015	http://osa.sc.gov/Reports/stateengagements/transportation/Documents/Single%20Audit/U1215(Single%20Audit).pdf

Budget vs. Actual (3 year comparison)

Source document; CG 424 for 2014, 2015, 2016 (Current Budget and YTD Expenditures)

Prepared 12/29/16

Fund	Recurring/ Nonrecurring	Budget Categories	Fiscal 2014			Fiscal 2015			Fiscal 2016		
			Budget	Actual Expenditures	Remaining Budget Authorization	Budget	Actual Expenditures	Remaining Budget Authorization	Budget	Actual Expenditures	Remaining Budget Authorization
State General	Recurring	Intermodal/Mass Transit	57,270	57,270	-	57,270	57,270	-	57,270	57,270	-
	Recurring	Act 98 SIB	50,000,000	50,000,000	-	50,000,000	50,000,000	-	50,000,000	50,000,000	-
	Non Recurring	Act 98 Bridge	8,405,214	8,405,214	-	11,318,645	11,318,645	-	22,313,716	22,313,716	-
	Non Recurring	Capital Projects	1,842,238	1,842,238	-	851,060	851,060	-	120,329	120,329	-
	Non Recurring	CTC Road Program	-	-	-	-	-	-	216,329,114	216,329,114	-
Total State General			60,304,722	60,304,722	-	62,226,975	62,226,975	-	288,820,429	288,820,429	-
Earmarked	Non Recurring	Land/Buildings Engineering	1,588,277	1,588,277	-	1,040,223	1,031,060	9,163	1,054,464	23,769	1,030,695
	Recurring	Construction	507,979	253,961	254,018	-	-	-	700,000	-	700,000
Total Earmarked			2,096,256	1,842,238	254,018	1,040,223	1,031,060	9,163	1,754,464	23,769	1,730,695
Restricted	Recurring	Land/Buildings General	4,217,368	3,353,856	863,512	1,381,417	1,316,191	65,226	1,879,009	1,648,163	230,846
	Recurring	Administration Engineering	41,054,509	36,383,145	4,671,364	41,093,473	37,629,509	3,463,964	42,042,523	40,628,812	1,413,711
	Recurring	Construction	829,646,033	652,822,118	176,823,915	967,742,542	657,650,553	310,091,989	930,907,708	763,903,142	167,004,566
	Recurring	Highway Maintenance	283,348,229	244,484,484	38,863,745	209,241,869	192,397,980	16,843,889	243,439,686	237,196,556	6,243,130
	Recurring	Engineering Administration/									
	Recurring	Project Management	87,567,580	79,927,890	7,639,690	84,798,469	80,605,191	4,193,278	86,374,109	83,812,109	2,562,000
	Recurring	Toll Operations	7,622,932	6,873,840	749,092	8,281,281	8,269,517	11,764	7,510,983	6,814,938	696,045
	Recurring	Non-Federal Aid Fund									
	Recurring	Intermodal/Mass Transit	116,600,000	104,233,649	12,366,351	105,560,000	88,432,261	17,127,739	128,000,000	126,131,799	1,868,201
	Recurring	Employer									
	Recurring	Contributions	31,181,608	24,462,932	6,718,676	25,984,300	24,384,411	1,599,889	30,673,264	27,368,062	3,305,202
	Recurring	Port Access Road	78,241,625	71,162,556	7,079,069	81,134,190	73,389,949	7,744,241	81,440,567	79,619,308	1,821,259
	Non Recurring	Port Access Road	52,500,000	5,647,858	46,852,142	52,500,000	3,525,102	48,974,898	25,000,000	23,689,033	1,310,967
Total Restricted			1,531,979,884	1,229,352,328	302,627,556	1,577,717,541	1,167,600,664	410,116,877	1,577,267,849	1,390,811,922	186,455,927
Federal	Non Recurring	Land/Buildings	-	-	-	-	-	-	-	-	-
	Non Recurring	FEMA/Winter Storm	-	-	-	60,000,000	45,762,168	14,237,832	-	-	-
Total Federal			-	-	-	60,000,000	45,762,168	14,237,832	-	-	-
Total SCDOT All Sources			1,594,380,862	1,291,499,288	302,881,574	1,700,984,739	1,276,620,867	424,363,872	1,867,842,742	1,679,656,120	188,186,622



SCDOT Commission
Finance Committee

**Proposed Budget for
SFY 2017/18**

Presented: September 14, 2016

*By: Mr. Scott Ludlam,
Director of Budgets & Financial Planning*

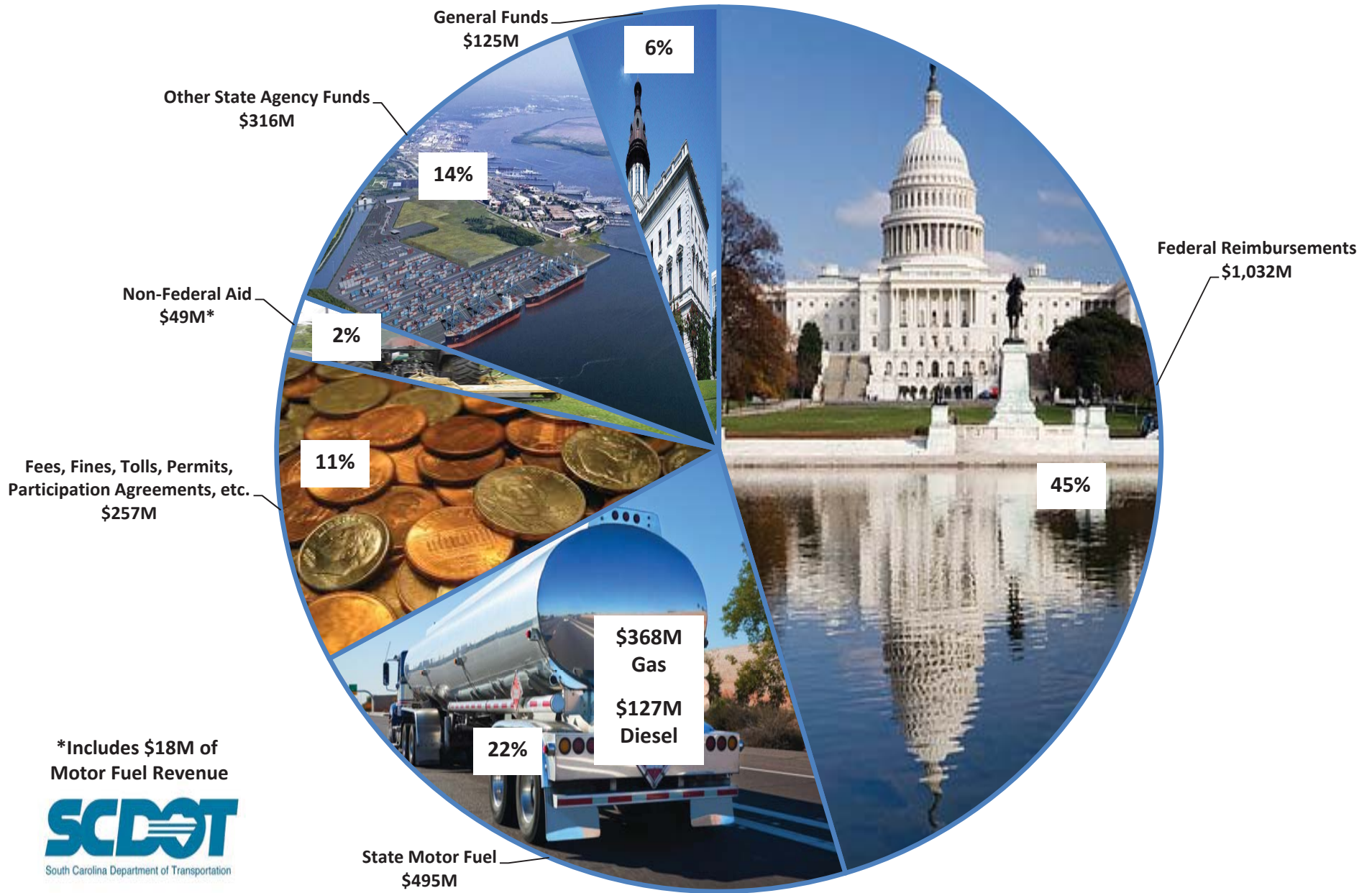




Revenues

Sources of Revenue

SFY 2017/18 \$2,274M Forecast



*Includes \$18M of Motor Fuel Revenue



Federal Revenue Component

SFY 2017/18 Forecast

Federal Reimbursements

Subject to annual Congressional Budget Appropriation

Based on eligible project expenditures

Average reimbursement rate of 84% on eligible activities

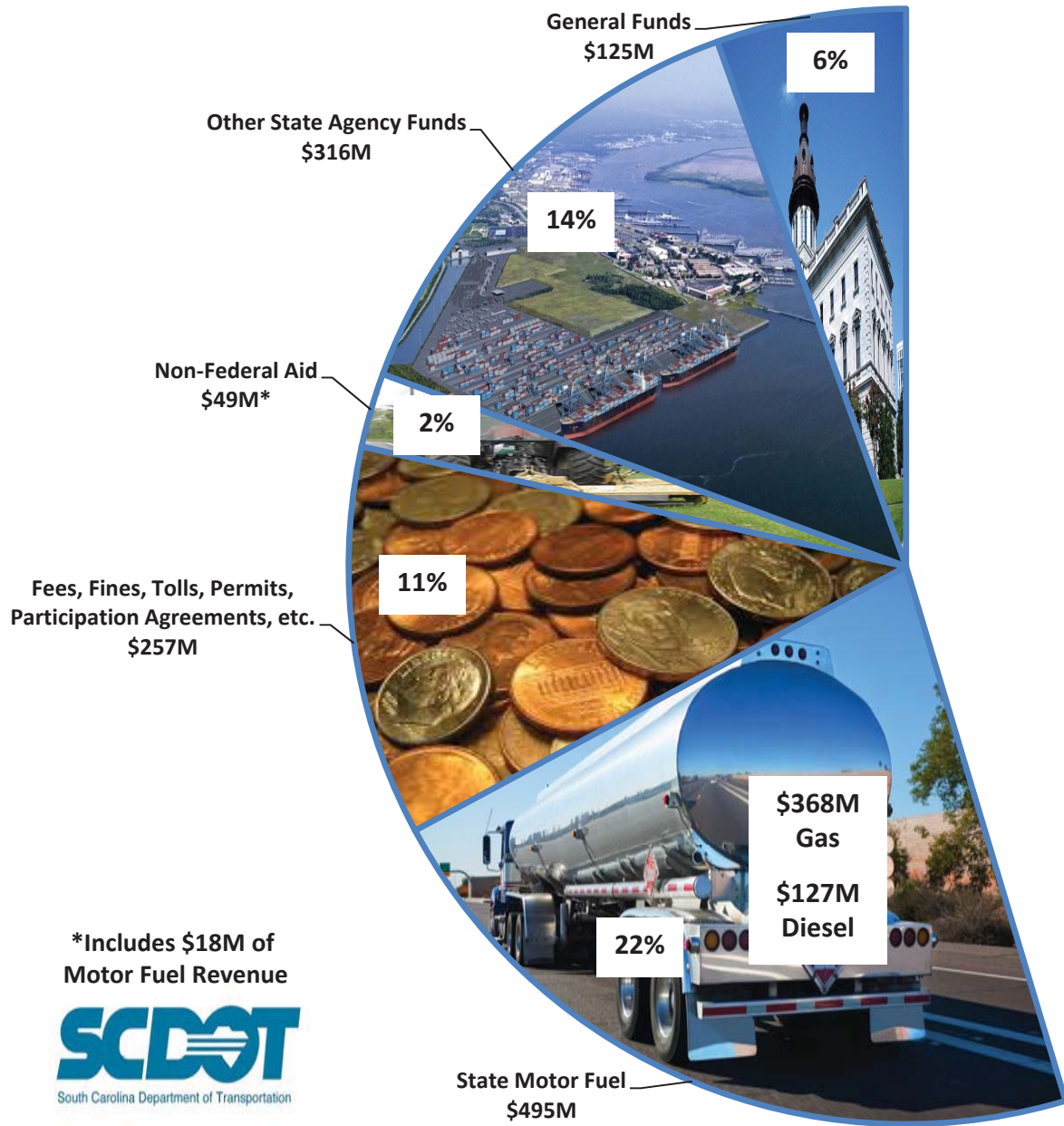
Typically this level of project activity would require an equivalent of \$192M in matching funds



**\$1,032 Million
Total Federal**

Sources of Revenue

SFY 2017/18 Forecast



\$1,242 Million
Total State

*Includes \$18M of Motor Fuel Revenue



Sources of Revenue

SFY 2017/18 Forecast

State Motor Fuel Component

\$636.1M Forecasted Gross Collections

- \$ 8.1M Dept. of Revenue Deductions
- \$ 17.8M DHEC SUPERB Fund 0.05 cents/Gal
- \$ 1.1M Dept. of Agriculture 10% of 0.25 cents
- \$ 3.7M DNR Watercraft fund 1% of .013 cents
- \$ 75.3M CTC Transportation 2.66 cents/Gal

\$530.1M Transmitted to SCDOT

- \$ 16.7M Less International Fuel Tax Agreement

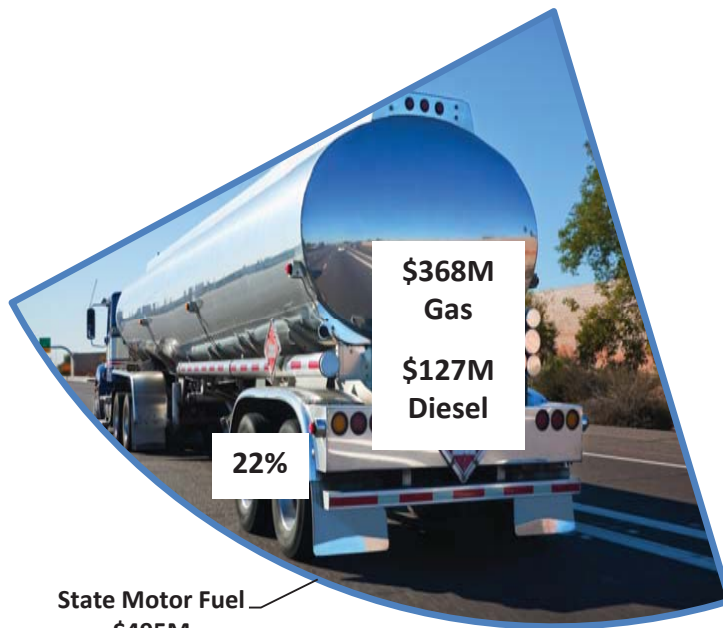
\$513.4M State Motor Fuel Revenue for SCDOT

- \$ 18.0M Directed Portion for Non-Federal Aid

Secondary System

\$495.4M State Motor Fuel Forecasted for SCDOT

**Federal-Aid Program Match & Operations
and SCTIB 1¢ Gasoline Equivalent Transfer
(\$28.8M)**



Sources of Revenue

SFY 2017/18 Forecast


Fees, Fines, Tolls, etc.

Significant items include:

- \$ 136M Automobile Sales Tax
- \$ 84M SCDMV Fees and Fines
- \$ 15M Sale of Services
- \$ 10M Participation Agreements with Counties
& Other Municipalities
- \$ 9M Cross Island Parkway Toll Revenues
- \$ 5M SCTIB Exchange Payments
- \$ 4M Sale of Goods
- \$ 4M Oversize/Overweight Permits
- \$ 3M Interest on Investments

Includes Funding Transfers for the following:
\$(9.5M) CTC Donor Bonus

Fees, Fines, Tolls, Permits,
Participation Agreements, etc.
\$257M



Sources of Revenue


SFY 2017/18 Forecast

Non-Federal Aid

Act 176 funds for use on Non-Federally eligible state roads

Significant items include:

- \$ 18M Motor Fuel Revenue
- \$ 14M Motor Vehicle License Fees
- \$ 8M Petroleum Inspection Tax
- \$ 4M Electric Power Tax




*Includes \$18M of Motor Fuel Revenue



Sources of Revenue

SFY 2017/18 Forecast



Other State Agency Funds

\$192M Received from the SC Transportation Infrastructure Bank (SCTIB) to reimburse SCDOT for payments in the construction of Act 98 Projects

\$102M Received from the State Ports Authority to reimburse SCDOT for payments in the construction of the Port Access Road

\$22M Received from the SC Department of Commerce to reimburse SCDOT for payments in the construction of a Volvo interchange project on I-26 in Berkeley County

Sources of Revenue

SFY 2017/18 Forecast



General Funds

- \$65M State Appropriation Request for Non-Federal Aid
- \$50M Act 98 SCTIB Funds Transfer
- \$10M State Appropriation Request for Rest Areas

SC Motor Fuel User Fee Estimate SFY 2017-18



16.75¢ per gallon

Gross Collections (Gasoline & Diesel)	\$636.1 M
<hr/>	
Dept of Revenue Deductions (Refunds, Corrections, Tare Allowances, School Buses, US Government Use)	(\$8.1 M)
DHEC SUPERB Fund 0.50¢ per gallon	(\$17.8 M)
Department of Agriculture 10% of 0.25¢	(\$1.1 M)
DNR Watercraft Fund 1% of the first 13¢ collected	(\$3.7 M)
<u>County Transportation Fund 2.66¢ per gallon of Gasoline</u>	<u>(\$75.3M)</u>
State Motor Fuel Revenues Transmitted to SCDOT	\$530.1M
IFTA Transfer	(\$16.7M)
Net State Motor Fuel Revenues to SCDOT	\$513.4M
County Transportation Fund Donor Bonus	(\$9.5M)
<u>SC Transportation Infrastructure Bank 1¢ of Gasoline Equivalent</u>	<u>(\$28.8M)</u>
Remaining for SCDOT Utilization	<u>\$475.1M</u>

\$18M directed to Non-Federal Aid

Projected Equivalent Purchasing Power in 1987 Dollars \$223.3M

\$1 from 1987 has the projected purchasing power of 47¢ in 2016





Expenditures

Budgeted Expenditures

SFY 2017/18 \$2,138M



*\$7.9M in New Location Projects



Budgeted Expenditures

SFY 2017/18

Maintenance & System Preservation

\$474M Federal-Aid Pavement Rehab & Resurfacing

\$174M Federal-Aid Bridges

\$148M Field Maintenance Personnel
Services/Fringe

\$131M Field Maintenance Materials and
Equipment

\$ 93M Non-Federal Aid Pavement Rehab &
Resurfacing

\$1,020 Million
**Total Maintenance &
System Preservation**



Budgeted Expenditures

SFY 2017/18

\$779 Million
**Total Capacity &
Operational Improvements***

Capacity & Operational Improvements

- \$442M Federal-Aid Road Widening & New Location*
- \$131M Federal-Aid Highway Operational & Safety Improvements
- \$102M State Ports Authority Port Access Road
- \$ 50M SCTIB ACT 98 Funds Transfer
- \$ 29M SCTIB 1¢ Gasoline Equivalent
- \$ 25M Federal-Aid Other Operating



Capacity &
Operational Improvements*
\$779M

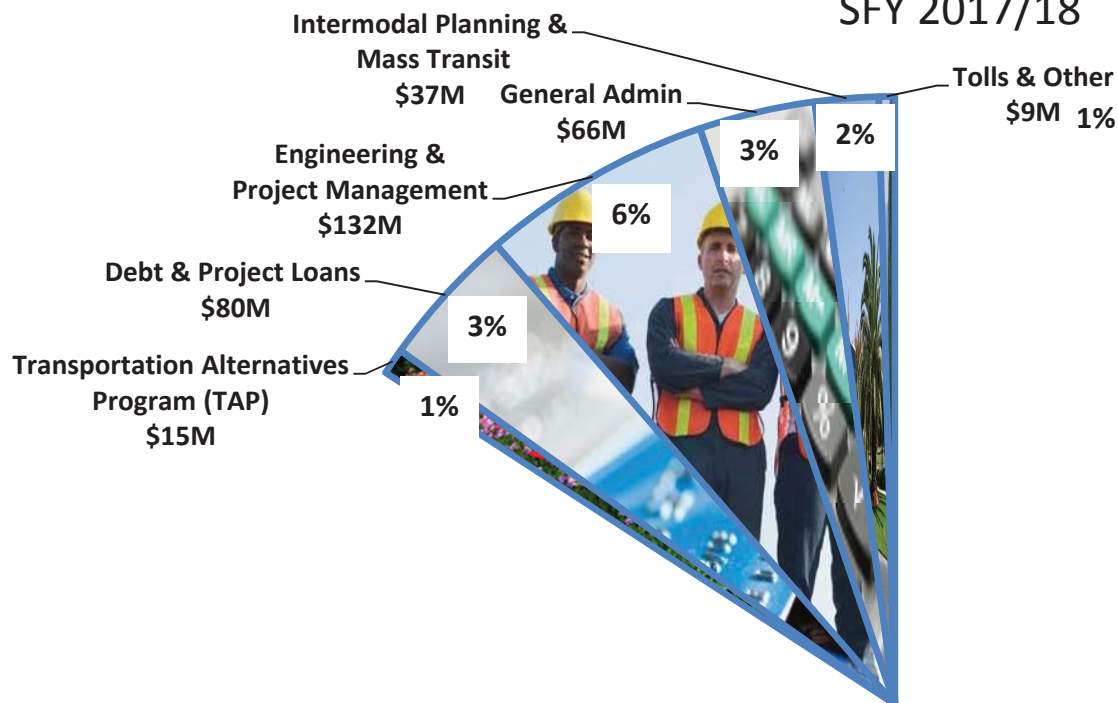
*\$7.9M in New Location Projects



*Includes \$7.9M in New Location Projects:
\$7.9M SC 153 Extension in Pickens County

Budgeted Expenditures

SFY 2017/18



Transportation Alternatives Program (TAP)

\$ 15M Transportation Alternatives

Debt & Project Loans

\$ 80M Project Debt Service

Engineering & Project Management

\$132M Engineering & Project Management including Fringe

General Administration

\$ 49M General Administration including Fringe
 \$ 10M Rest Areas
 \$ 7M Land & Buildings

Intermodal Planning & Mass Transit

\$ 37M Intermodal Planning & Mass Transit including Fringe

Tolls & Other

\$ 8M Cross Island Toll Operations
 \$ 1M Misc. Allocations
 Municipalities/Counties/Other





SCDOT Commission
Finance Committee

Proposed Budget for
SFY 2017/18

FY 17-18 Budget Priorities Summary

The South Carolina Department of Transportation

Budget Priorities				Funding					FTEs			
Priority No.	Type (Non-Recurring/ Recurring /Other)	Title	Description	Recurring	Non-Recurring	Other	Federal	Total	State	Other	Federal	Total
1	Recurring	Highway Maintenance	Routine maintenance of statewide roads, bridges, rights-of-way and all maintenance office work requests.			\$ 233,167,794		\$ 233,167,794		2876.75		2876.75
2	Recurring	Engineering & Construction	Federal-aid construction program and state funded resurfacing program which provides for the preservation, safety improvements, and increased mobility of the federal-aid portion of the state highway system within the allotted federal highway bill, MAP-21, including associated required state match.	\$ 50,000,000		\$ 1,472,434,951		\$ 1,522,434,951				
3	Recurring	Non-Federal Aid Fund	Operating expenses for maintenance on non federal aid secondary roads.			\$ 93,476,263		\$ 93,476,263				
4	Recurring	Mass Transit	Allocations and aid for transit services, equipment and operating expenses.	\$ 57,270		\$ 34,735,437		\$ 34,792,707		87		87
5	Recurring	Toll Operations	Annual debt service and administration.			\$ 7,697,187		\$ 7,697,187		2		2
6	Recurring	Engineering Admin & Project Management	Program funds the core management to support the statewide delivery of the highway program.			\$ 94,077,514		\$ 94,077,514		1378		1378
7	Recurring	General Administration	Provide support services needed to facilitate the delivery of SCDOT's mission.			\$ 42,988,470		\$ 42,988,470		252		252
8	Recurring	Land & Buildings	Statewide maintenance facilities, district offices, sign shop, lab, and land (i.e. right-of-way).			\$ 6,523,000		\$ 6,523,000				
9	Recurring	Employee Benefits	State employer contribution and total fringe benefits.			\$ 92,780,456		\$ 92,780,456				
10	Recurring	Non-Federal Aid Fund	Funding is needed to replenish the Non-Federal Aid road maintenance account to support road maintenance projects on non-federally eligible routes.	\$ 65,000,000				\$ 65,000,000				
11	Non-Recurring	Rest Area Renovations	Replace the east bound Charleston County Rest Area on Interstate I-26 (SCDOT 6100801); replace one pair of rest areas located in Sumter County on Interstate I-95 (SCDOT 1430201/1430301); perform a light rehabilitation to the west bound Berkley County Rest Area on Interstate I-26 as a highly utilized facility supporting hurricane evacuations (SCDOT 6080501). Each facility identified is more than 30 years old. Each facility identified has limited accessibility for disabled persons and no air conditioning. The facility replacement projects will include replacing the rest area building, vending, storage, and picnic shelters with site improvements to include improving vehicular flow, resurface paving, and improved sidewalks.		\$ 10,000,000			\$ 10,000,000				

**Transportation, Regulatory & Cultural Subcommittee
Proviso Request Summary**

FY16-17 Proviso #	Renumbered FY17-18 Proviso #	Proviso Title	Short Summary	FY of Proviso Introduction/ # of years in budget	Recommended Action	Proviso Language
84.1	84.1	Expenditure Authority Limitation	Allows SCDOT to carryforward and expend cash balances, within specified limitations.	Prior to 1951, amended	CODIFY	The Department of Transportation is hereby authorized to expend all cash balances brought forward from the previous year and all income including all federal funds, unexpended general funds and proceeds from bond sales accruing to the Department of Transportation, but in no case shall the expenditures of the Department of Transportation exceed the amount of cash balances brought forward from the preceding year plus the amount of all income including federal funds, general funds and proceeds from bond sales.
84.2	84.2	Special Fund Authorization	Establish additional funds for proper accounting standards.	1951	CODIFY	The Department of Transportation with the approval of the State Treasurer, is hereby authorized to set up with the State Treasurer such special funds out of the Department of Transportation funds as may be deemed advisable for proper accounting purposes.
84.3	84.3	Secure Bonds & Insurance	Allows SCDOT to secure bonds, within specified limitations.	1951	CODIFY	The Department of Transportation is hereby authorized to secure bonds and insurance covering such activities of the department as may be deemed proper and advisable, due consideration being given to the security offered and the service of claims.
84.4	84.4	Benefits	Provides for same compensation increases as other state employees.	Prior to 1993	CODIFY	Employees of the Department of Transportation shall receive equal compensation increases, health insurance benefits and employee bonuses provided in this act for employees of the State generally. The amount will be funded from Department of Transportation funding sources.
84.5	84.5	Document Fees	Allows SCDOT to establish a schedule for fees for copies, lists etc.	1992	CODIFY	The Department of Transportation is hereby authorized to establish an appropriate schedule of fees to be charged for copies of records, lists, bidder's proposals, plans, maps, etc. based upon approximate actual costs and handling costs of producing such copies, lists, bidder's proposals, plans, maps, etc.
84.6	84.6	Meals in Emergency Operations	Allows SCDOT to provide meals to employees working in situations under a declared state of emergency.	2001	CODIFY	The Department of Transportation may provide meals to employees of the department who are not permitted to leave assigned duty stations and are required to work during deployment, emergency simulation exercises, and when the Governor declares a state of emergency.
84.7	84.7	Rest Area Water Rates	Provides access to in-district water rates for SCDOT rest areas.	2005	CODIFY	For the current fiscal year, rest areas of the Department of Transportation shall be charged in-district water rates by providers of water and sewer services, unless the rate currently charged by the provider is less than in-district rates.
84.8	84.8	Shop Rd. Farmers Mkt Bypass Carry Fwd	Allows SCDOT to utilize unexpended Shop Road Farmers Market Bypass funds on the expansion of Leesburg road.	2007	NO CHANGE	Unexpended funds appropriated for the Shop Road Farmers Market Bypass may be carried forward into the current fiscal year and expended for the matching requirement for the widening and expansion of Leesburg Road from Fairmont to Wildcat Road (Lower Richland roads-Phase I).

**Transportation, Regulatory & Cultural Subcommittee
Proviso Request Summary**

FY16-17 Proviso #	Renumbered FY17-18 Proviso #	Proviso Title	Short Summary	FY of Proviso Introduction/ # of years in budget	Recommended Action	Proviso Language
84.9	84.9	Tree Removal	Prohibits SCDOT from using funds approved by this act for tree removal in the median of I-26 within listed mile markers.	2013	DELETE	The Department of Transportation is prohibited from using funds authorized by this act for clear cutting, or other similar activities, in the median of Interstate 26 from approximately mile marker 170 to approximately mile marker 199 between Summerville and Interstate 95, except for the following mile marker locations: 170 to 171, 175 to 176, 182 to 183, 187 to 191, and 193 to 199.
84.11	84.10	Bridge Replacement McCormick	Allows McCormick county to affix water lines to the U.S. 378 bridge crossing Lake J. Strom Thurmond.	2014	NO CHANGE	Planning and construction on a new U.S. 378 bridge crossing Lake J. Strom Thurmond must provide for and allow McCormick County to affix water lines to the new bridge just as the water lines are affixed to the existing bridge. McCormick County shall bear the cost of affixing the water lines to the new bridge.
84.12	84.11	DOT Project Priority List	Requires SCDOT to publish a project priority list, per Act 114, in a manner easily accessible to the public.	2015	NO CHANGE	From the funds appropriated to the department, the Department of Transportation Commission project priority lists, as required under Act 114 of 2007, shall be published in a conspicuous place on the department's website in a manner easily accessible to the public. The priority lists shall be accompanied by the associated engineering directives explaining the ranking process and methodology for applying the commission approved criteria.
84.15	84.12	CTC Project Expansion	Restricts the County Transportation Committees (CTCs) to expending no more than twenty percent on ancillary initiatives.	2016	DELETE	Of the funds distributed to County Transportation Committees (CTC), no more than twenty percent may be utilized for ancillary initiatives that improve the areas adjacent to roads under their jurisdiction for economic development or safety purposes. Ancillary initiatives may include, but are not limited to, drainage improvements, signage, lighting, sidewalks and other safety or economic-development related projects. If a CTC expends funds pursuant to this provision, the CTC must document the anticipated results on economic development or safety relative to the project.
84.16	84.13	General Fund Carry Forward	Allows SCDOT to carry forward unexpended general funds.	2016	CODIFY	The Department of Transportation may carry forward any unexpended general fund balance from the prior fiscal year and expend those funds in the current fiscal year.
84.17	84.14	Reimbursement for Vehicle Damage	Requires SCDOT to place damage claim form in prominent location on website.	2016	NO CHANGE	Of the funds appropriated to the Department of Transportation, the department must develop direct internet access from the department's home page to any document or claim form that may be used by the public to seek reimbursement for vehicle damages caused by poor road conditions. The department must post a link to the documents or claim forms on the department's home page in a prominent, easily viewed location.



Proposed SFY 2017-18 County Transportation Committee (CTC) Fund Budget *Internal Working Document*

Prepared 09/09/16

CTC Revenue Forecast	Prior Year Actual Revenues 2015-2016	General Assembly Approved 2015-2016	General Assembly Approved 2016-2017	Proposed Executive Budget 2017-2018
Gasoline Tax*	\$ 74,744,883	\$ 71,300,000	\$ 74,300,000	\$ 75,328,000
Fees and Receipts-Counties	47,510,798	12,500,000	12,500,000	60,000,000
Investment Earnings	2,166,678	4,500,000	2,000,000	2,100,000
Misc. Revenues	-	1,500,000	-	-
Transfer - State Gen. Fund	216,329,114	216,329,114	-	-
Transfer-SCTIB	-	-	50,000,000	-
Misc Transfer-Other Fund	9,500,000	10,000,000	9,500,000	9,500,000
Total CTC Fund Revenue	\$ 350,251,473	\$ 316,129,114	\$ 148,300,000	\$ 146,928,000

CTC Expenditure Forecast	Prior Year Actual Expenditures 2015-2016	General Assembly Approved 2015-16	General Assembly Approved 2016-17	Proposed Executive Budget 2017-18
Expenditures				
Permanent Improvements	\$ 23,411,947	\$ 24,300,000	\$ 36,154,618	\$ 25,000,000
Other Operating	378,044	4,000,000	7,565,462	1,000,000
Allocations to Municipalities	7,998,645	9,200,000	6,000,000	9,000,000
Allocations to Counties	177,231,255 **	284,829,114	209,500,000	154,925,000
Total CTC Budget	\$ 209,019,891	\$ 322,329,114	\$ 259,220,080	\$ 189,925,000

*2.66 Cent Allotment of Gas User Fee for 'C' Funds (SEC 12-28-2740 (A))

End of Year Cash Balance	266,879,738	Proviso 117.135 \$50m in 2017	Supplemental 2016 \$216 m in 2016
		Fiscal 2016	\$ 8,100,000
		Fiscal 2017	\$ 9,375,000
		Fiscal 2018	\$ 20,625,000
		Fiscal 2019	\$ 7,500,000
		Self Admin County	\$ 12,500,000
		\$ 50,000,000	\$ 216,000,000